

REGIONAL DISTRICT OF NANAIMO

**SPECIAL BOARD MEETING
TUESDAY, MARCH 26, 2002
7:30 PM**

(Nanaimo City Council Chambers)

A G E N D A

PAGES

CALL TO ORDER

ADMINISTRATOR'S REPORT

- 2-6 Recreation Facilities & Sportsfield Usage Survey. (All Directors - One Vote)
- 7-21 Annual Budget Bylaw No. 1295. (All Directors - Weighted Vote)
- 22-43 Parcel Tax Rate Bylaws for 2002. (All Directors - 2/3)

ADJOURNMENT



**REGIONAL
DISTRICT
OF NANAIMO**

REGIONAL DISTRICT OF NANAIMO			
MAR 20 2002			
CHAIR		GMCrS	
CAO		GMDS	
GMCmS		GMES	
<i>Spent Board ✓</i>			

MEMORANDUM

TO: C. Mason
General Manager, Corporate Services

DATE: March 20, 2002

FROM: N. Avery
Manager, Financial Services

FILE:

SUBJECT: Recreation Facilities and Sportsfields Usage Survey Results

PURPOSE:

To report on the results of the usage survey for recreation facilities and sportsfields and the 2002 budget implications.

BACKGROUND:

On completion of the Regional Services Review (2000), the Regional District entered into agreements with the City of Nanaimo, City of Parksville and Town of Qualicum Beach to share the costs of certain recreation facilities and sportsfields.

In School District 68, the City of Nanaimo, Electoral Areas A, B, C and D share in the operating costs of the City's four major recreation centers, ten City sportsfields and two Electoral Area sportsfields (Area B and Area C). In School District 69 the City of Parksville, Town of Qualicum Beach and Electoral Areas E, F, G and H share in the operating costs of two City of Parksville sportsfields and one Town of Qualicum Beach sportsfield. The jurisdiction which owns the facility is responsible for the capital cost of that facility.

The principles for cost sharing in both agreements are centered on the usage that each area makes of the facility. With respect to City of Nanaimo major recreation facilities (arenas & pools), usage is based upon 'public sessions attended' by each jurisdiction. With respect to sportsfields in both District 68 and District 69, usage is based upon team registration statistics using street addresses. In accordance with the service agreements, a consultant was engaged in August 2001 to undertake a statistically valid survey to establish the cost sharing percentages for the next three years. The results of the survey are shown below.

District 68 Survey Results:

The survey results for City of Nanaimo recreation facilities show that the rate of participation from the District 68 Electoral Areas is higher in Electoral Areas A and D than originally identified in the survey results taken from 1994, which formed the basis of the initial cost sharing agreement. However, these results are generally consistent with the populations of the participating areas. The sportsfield survey data has generally remained the same as 2001.

District 68 Recreation Facilities

Participant	2001 % Share	2002 % Share	2001 Census Population %
City of Nanaimo	91.7	88.1	82.5
Electoral Area A	2.4	4.9	7.3
Electoral Area B	1.8	1.5	4.0
Electoral Area C	0.3	0.4	1.0
Electoral Area D	3.8	5.2	5.2

District 68 Sportsfields

Participant	2001 % Share	2002 % Share	2001 Census Population %
City of Nanaimo	85.0	85.0	82.5
Electoral Area A	7.7	7.7	7.3
Electoral Area B	0.4	0.4	4.0
Electoral Area C	0.8	0.8	1.0
Electoral Area D	6.1	6.1	5.2

District 69 Survey Results:

In District 69, 2001 survey data on team registration statistics has changed the distribution of costs significantly. Last year, usage data for Electoral Area F and G was primarily based on postal code information which may have under-reported usage for these two areas. This year membership lists were verified using street addresses from the Regional District's road index, which is a database used to confirm residence during local elections. As a result, members living in Electoral Areas F and G are accurately represented in the survey data shown below:

District 69 Sportsfields

Participant	2001 % Share	2002 % Share	2001 Census Population %
City of Parksville	40.3	30.8	27.3
Town of QB	31.9	22.4	18.3
Electoral Area E	10.3	10.5	12.8
Electoral Area F	10.7	14.6	14.7
Electoral Area G	5.1	17.3	18.6
Electoral Area H	1.6	4.4	8.2

ALTERNATIVES:

This report is being provided for information and will be used for application to the 2002 Annual Budget.

FINANCIAL IMPLICATIONS:

Annual costs for 2002 are based on the prior year actual cost for each function. The final costs reported for 2002 cost sharing are as follows:

District 68 Recreation Facilities

Participant	2002 % Share	2001 Cost	2002 Cost	Change
City of Nanaimo	88.1	\$4,374,198	\$3,721,529	(\$652,669)
Electoral Area A	4.9	\$115,793	\$207,221	\$91,428
Electoral Area B	1.5	\$85,224	\$63,435	(\$21,789)
Electoral Area C	0.4	\$14,822	\$16,916	\$2,094
Electoral Area D	5.2	\$181,564	\$219,909	\$38,345
Totals		\$4,771,600	\$4,229,010	(\$542,591)

District 68 Sportsfields

Participant	2002 % Share	2001 Cost	2002 Cost	Change
City of Nanaimo	85.0	\$764,958	\$813,521	\$48,563
Electoral Area A	7.7	\$69,295	\$73,695	\$4,399
Electoral Area B	0.4	\$3,600	\$3,828	\$228
Electoral Area C	0.8	\$7,200	\$7,657	\$457
Electoral Area D	6.1	\$54,897	\$58,382	\$3,485
Totals		\$899,950	\$957,084	\$57,133

District 69 Sportsfields

Participant	2002 % Share	2001 Cost	2002 Cost	Change
City of Parksville	30.8	\$147,731	\$110,110	(\$37,621)
Town of QB	22.4	\$116,596	\$80,080	(\$36,516)
Electoral Area E	10.5	\$37,781	\$37,538	(\$243)
Electoral Area F	14.8	\$39,032	\$52,195	\$13,163
Electoral Area G	17.3	\$18,515	\$61,848	\$43,333
Electoral Area H	4.4	\$6,005	\$15,730	\$9,725
Totals		\$365,300	\$357,500	(\$7,800)

At the Board seminar held on March 19, 2002, direction was given to staff to reduce the Regional Parks acquisition/capital budget from \$200,000 to \$100,000 for the 2002 budget year to offset large increases in the recreation contributions. A reduction of \$100,000 to Electoral Area budgets will, on average, reduce the overall tax requisition for each Electoral Area by approximately 1.5%.

OTHER SURVEY IMPLICATIONS:

Public Sessions Attended Data. The original survey data used by the consultants for recommending cost sharing based upon usage for City of Nanaimo Recreation Facilities represented only 'public sessions attended'. The agreement between the Regional District and the City of Nanaimo states that usage will be based on public sessions attended. However, we are advised that a greater proportion of usage in recreation facilities, particularly in relation to arenas, is based on participation in team sports rather than

public sessions. If this data were included in the survey results, the distribution among the jurisdictions would be as shown in the table below:

Participant	2001 Public Sessions	2001 Arena Team Registrations
City of Nanaimo	69.2%	83.0%
Electoral Area A	3.8%	8.5%
Electoral Area B	1.1%	0.5%
Electoral Area C	0.3%	1.9%
Electoral Area D	4.1%	4.3%
Out-of District	21.5%	1.9%

Out of District Participant Data. A second issue to be noted is that the language in the agreements for both District 68 and District 69 is unclear with respect to how to address usage from residents outside of the participating areas. Where out-of-district participation is particularly significant is in the use of recreation facilities in City of Nanaimo. Survey results indicate that a significant portion of usage is based upon attendees from outside of the City of Nanaimo and Electoral Areas A, B, C and D. A comparison of how this data affects the cost-sharing distribution is shown below:

Participant	2000 Usage (without 'other' data)	2001 Usage (without 'other' data)	2001 Usage (with 'other' data)	2001 Usage (with 'other' data grouped with Nanaimo)
City of Nanaimo	91.7%	88.1%	70.1%	90.6%
Electoral Area A	2.4%	4.9%	3.9%	3.9%
Electoral Area B	1.8%	1.5%	1.2%	1.2%
Electoral Area C	0.3%	0.4%	0.3%	0.3%
Electoral Area D	3.8%	5.2%	4.1%	4.1%
Out of District	* (8% - not factored into distribution)		20.5% *(1.2% - cross jurisdiction not included)	

The 'out of district' component represents 20.5% of total attendees based upon public sessions attended in 2002. This component is significantly higher than the 8% out of district attendees that were determined in surveys undertaken by the City of Nanaimo in 1992 and 1994. The increase is likely due to the opening of the Nanaimo Aquatic Centre last summer. In the initial agreement, the 8% component was not included in the distribution formula. In this year's survey, 1.2% of survey respondents gave District 68 postal codes which overlapped either electoral area or municipal/electoral area boundaries. As a result, staff were unable to determine which jurisdiction to apply them to for usage purposes. Accordingly, these responses have been removed from the sample.

The methodology for cost-sharing in 2002 is consistent with the methodology used for cost-sharing in 2001. 'Out of district' data has been removed from the total sample size and the percentages have been recalculated on the remaining sample. As can be seen in the table above, if the 'out of district' data is added to the City of Nanaimo's share, the Electoral Area contributions decline.

While the cost sharing agreement does not address the two issues raised above, staff recommend that these issues be the subject of future discussions. These items should be discussed by the parties either when the agreement comes up for renewal or, if the parties agree, prior to the application of next year's budget.


CONCLUSIONS:

In accordance with the Recreation Facilities and Sportsfield agreements between the Regional District and its member municipalities, a survey was undertaken in 2001 to establish current cost sharing percentages for these facilities. The information has been summarized in this report and will form the basis for cost sharing for the 2002 annual budget.


RECOMMENDATION:

1. That the survey results be received for information;
2. That the Regional District and City of Nanaimo staff meet to review the terms of the Agreement with respect to the following issues and report back to the Board with its recommendations:
 - the inclusion of participants in recreation facility user groups in the survey data;
 - the inclusion of participants from outside of the contributing area within the survey data.

Report Writer



General Manager Concurrence



C.A.O. Concurrence

COMMENTS:



REGIONAL DISTRICT OF NANAIMO		
MAR 20 2002		
CHAIR	GMCrS	
CAO	GMDS	
GMCmS	GMES	
Sp. Bd. <input checked="" type="checkbox"/>		
		DATE: March 20, 2002(update)
FILE:		

MEMORANDUM

TO: C. Mason
General Manager, Corporate Services

FROM: N. Avery
Manager, Financial Services

SUBJECT: 2002 Annual Budget Bylaw No.1295 – update on report of March 12th, 2002

PURPOSE:

To review the effect of additional amendments to the annual budget and to introduce for three readings and adoption "Regional District of Nanaimo 2002 Annual Budget Bylaw No. 1295, 2002".

BACKGROUND:

Subsequent to its meeting held March 12th at which the attached budget report was submitted, staff have been directed to make the following adjustments:

- ◆ Reduce Regional Parks acquisition tax requisition and budget by \$100,000
- ◆ Reduce Electoral Area A Community Parks tax requisition by \$25,000

The above noted budget recommendations assist in reducing some of the increases resulting from changes to cost sharing percentages with respect to municipal recreation facilities and sportsfields. The table attached to this report summarizes the cost for Regional District services after these changes have been made.

The annual budget as updated proposes total property and parcel taxes of \$20,478,652, an increase of .27% from the provisional budget and an overall increase of 4.31% from 2001.

ALTERNATIVES:

1. Approve the annual budget as amended in this report and adopt Bylaw 1295.
2. Amend the annual budget further and adopt Bylaw 1295 as amended.

FINANCIAL IMPLICATIONS:

Alternative 1

Appendix A attached to this report summarizes the changes to each member for the budget adjustments noted above. Electoral Areas A, D and G will have larger increases than anticipated in the provisional budget as a result of applying updated cost sharing percentages for sportsfields and recreation facilities.

Alternative 2

Staff request direction from the Board under this alternative.

SUMMARY/CONCLUSIONS:

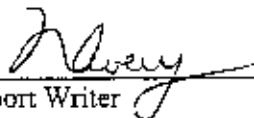
The annual budget presented on March 12th has been amended in two ways:

- ◆ Reduction to Regional Parks acquisition budget of \$100,000
- ◆ Reduction to Electoral Area A Community Park budget of \$25,000


The adjustments have been helpful in the Electoral Areas in reducing some of the rise related to cost sharing for municipal sportsfields and recreation facilities. Staff recommends that the annual budget with a total tax requisition of \$20,478,652 be adopted.


RECOMMENDATIONS:

1. That a 2002 budget which requisitions \$20,478,652 in taxes be approved.
2. That "Regional District of Nanaimo 2002 Annual Budget Bylaw No. 1295, 2002" be introduced for three readings.
3. That "Regional District of Nanaimo 2002 Annual Budget Bylaw No. 1295, 2002" having received three readings be adopted.



Report Writer



General Manager Concurrence


C.A.O. Concurrence

COMMENTS:

REGIONAL DISTRICT OF NANAIMO
2002 ANNUAL
BUDGET
ANALYSIS OF CHANGES IN TAX REQUISITIONS

Appendix A

	2001 Annual	2002 Provisional Revised for Completed Roll	2002 Annual Reg Park -100,000 Com Park -25,000
City Of Nanaimo	7,019,471	7,140,551 \$121,080 1.7%	7,140,551 \$121,080 1.7%
City Of Parksville	2,311,247	2,388,374 \$77,127 3.3%	2,434,369 \$123,122 5.3%
Town of Qualicum Beach	1,471,112	1,562,488 \$91,376 6.2%	1,560,513 \$89,401 6.1%
Electoral Area A Tax cost per \$100,000	720,900 169.49	738,011 172.84 \$3.35 2.0%	790,756 184.00 \$14.51 8.6%
Electoral Area B Tax cost per \$100,000	492,215 107.32	573,848 126.96 \$19.64 18.3%	537,777 118.40 \$11.08 10.3%
Electoral Area C Tax cost per \$100,000	354,044 80.27	361,315 80.53 \$0.26 0.3%	355,444 79.10 (\$1.17) -1.5%
Electoral Area D Tax cost per \$100,000	682,124 165.00	703,295 165.72 \$0.72 0.4%	731,694 172.40 \$7.40 4.5%
Electoral Area E Tax cost per \$100,000	959,819 146.59	981,072 146.34 (\$0.25) -0.2%	961,250 143.30 (\$1.29) -2.2%
Electoral Area F Tax cost per \$100,000	771,472 164.20	828,201 171.90 \$7.70 4.7%	828,044 172.00 \$7.80 4.8%
Electoral Area G Tax cost per \$100,000	1,077,965 168.80	1,099,418 170.70 \$1.90 1.1%	1,125,720 174.70 \$5.90 3.5%
Electoral Area H Tax cost per \$100,000	603,615 155.10	683,715 154.40 (\$0.70) -0.5%	688,071 155.50 \$0.40 0.3%
Assessment Based Property Taxes	16,463,984	17,060,787	17,154,188
Other Local Service Areas including Parcel Taxes	3,169,396	3,366,670	3,324,464
2002 Overall Tax Revenues	19,633,380	20,427,457	20,478,652
2001 Overall Tax Revenues		19,633,380	19,633,380
Change from Prior Year		4.04%	4.31%



REGIONAL DISTRICT OF NANAIMO			
MAR - 7 2002			
CHAIR		GMCrS	
CAO		GMDS	
GMCrS		GMES	
		<i>Bud</i>	<input checked="" type="checkbox"/>

MEMORANDUM

TO: C. Mason
General Manager, Corporate Services

DATE: March 6, 2002

FROM: N. Avery
Manager, Financial Services

FILE:

SUBJECT: 2002 Annual Budget Bylaw No.1295

PURPOSE:

To introduce for three readings and adoption "Regional District of Nanaimo 2002 Annual Budget Bylaw No. 1295, 2002".

BACKGROUND:

The Provisional Budget adopted by the Board in December 2001 provided for total taxation revenues of \$20,427,457. This amount included the following adjustments for new service levels presented during budget deliberations:

Function	Amount	Purpose
Regional Parks	\$100,000	Pursuant to Regional Services Review (2000) commitment to restore funding reduced to \$300,000 in 2001
District 68 Transit	\$22,764	Additional service hours
D69 Recreation	\$50,000	Additional funds for community grants in aid
Southern Community Wastewater	\$101,855	Programmed increase for future capital improvements
Community Parks – Area B	\$68,000	Debt costs for purchase of community park
Community Parks – Area F	\$36,391	Purchase and upgrades to Errington School building

To offset some of the impact of the above noted changes, the General Administration and Building Inspection budgets were reduced by \$47,600 and \$20,000 respectively.

The provisional budget also included increases in parcel taxes and user fees for garbage collection, water and sewer utilities of 2% with the exceptions of the Nanoose Bulk Water service which had a larger increase to account for new debt charges in 2002 and the French Creek Sewer service which required adjustments to balance the budget to continue meeting operating costs associated with the French Creek treatment plant.

The annual budget includes the following additional adjustments:

Function	Amount	Purpose
Southern Community Recreation	\$165,495	Reflects current usage statistics pursuant to Recreation Services agreement with City of Nanaimo
District 69 Recreation	\$65,977	Reflects current usage statistics for sportsfields pursuant to agreement with Parksville and Qualicum Beach
French Creek Sewer parcel taxes	(\$44,789)	Reflects flow information updated to December 31 st , 2001
Nanoose Bulk Water parcel taxes	\$42,120	To balance budget for lower surplus from 2001
Noise Control – Area D	\$4,500	New service proposal
Noise Control – Area H	\$4,500	New service proposal

The annual budget presented proposes total property and parcel taxes of \$20,662,860, an increase of 1.15% from the provisional budget.

ALTERNATIVES:

1. Approve the annual budget as presented and adopt Bylaw 1295.
2. Amend the annual budget and adopt Bylaw 1295 as amended.

FINANCIAL IMPLICATIONS:

Alternative 1

Appendix A attached to this report summarizes the changes to each member for the budget adjustments noted above. This schedule does not reflect the changes to the Nanoose Bulk Water and the French Creek Sewer parcel taxes – these flat per property taxes are in addition to the assessment based taxes summarized in Appendix A. Appendices B, B-1 and B-2 provide the details on the taxes raised for each service and the change since the provisional budget.

Alternative 2


Staff seek direction from the Board for any other changes desired.

SUMMARY/CONCLUSIONS:


The provisional budget estimates have been changed to reflect the recreation facilities and sportsfield survey data referred to in earlier reports, as well as updated year end figures for sewage flows and debt servicing costs in the French Creek Sewer and Nanoose Bay Bulk Water functions. Additionally, two new Noise Control regulatory functions are proposed for Electoral Areas D and H, at a cost of \$4,500 each. Staff recommend the annual budget as presented herein.

RECOMMENDATIONS:

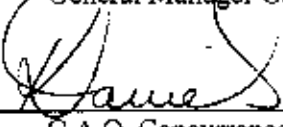
1. That "Regional District of Nanaimo 2002 Annual Budget Bylaw No. 1295, 2002" be introduced for three readings.
2. That "Regional District of Nanaimo 2002 Annual Budget Bylaw No. 1295, 2002" having received three readings be adopted.



Report Writer



General Manager Concurrence



C.A.O. Concurrence

COMMENTS:

REGIONAL DISTRICT OF NANAIMO
2002 ANNUAL
BUDGET
ANALYSIS OF CHANGES IN TAX REQUISITIONS

Appendix A

	2002	2002	Change
	Provisional		for
	Revised	Annual	RDN
	for		Services
	Completed Roll		
City Of Nanaimo	7,140,551	7,140,551	\$ - 0.00%
City Of Parksville	2,388,374	2,434,369	\$ 45,995 1.93%
Town of Qualicum Beach	1,562,488	1,560,513	\$ (1,975) -0.13%
Electoral Area A	738,011	902,166	\$ 115
Tax cost per \$100,000	172.84	207.20	\$ 34.36 19.88%
Electoral Area B	573,848	544,258	\$ (1,000)
Tax cost per \$100,000	126.96	132.90	\$ 5.94 4.68%
Electoral Area C	361,815	401,363	\$ (1,000)
Tax cost per \$100,000	80.53	88.90	\$ 8.37 10.39%
Electoral Area D	703,295	697,294	\$ 4,500
Tax cost per \$100,000	165.72	164.30	\$ (1.42) -0.86%
Electoral Area E	981,072	976,066	\$ (5,000)
Tax cost per \$100,000	146.34	145.60	\$ (0.74) -0.51%
Electoral Area F	828,201	841,394	\$ -
Tax cost per \$100,000	171.90	174.70	\$ 2.80 1.63%
Electoral Area G	1,099,418	1,142,676	\$ (495)
Tax cost per \$100,000	170.70	177.30	\$ 6.60 3.87%
Electoral Area H	683,715	697,747	\$ 4,499
Tax cost per \$100,000	154.40	157.70	\$ 3.30 2.14%
Assessment Based Property Taxes	17,060,787	17,338,396	\$ 45,639
Other Local Service Areas including Parcel Taxes	3,366,670	3,324,464	
2002 Overall Tax Revenues	20,427,457	20,662,860	
Change from Provisional Budget		1.15%	
2001 Overall Tax Revenues	19,633,380	19,633,380	
Change from Prior Year	4.04%	5.24%	

**REGIONAL DISTRICT OF NANAIMO
SUMMARY OF PROPERTY TAX REVENUES
2002 ANNUAL BUDGET**

Appendix B

	2002 PROV BUDGET	2002 ANNUAL BUDGET	S Inc(dec)	% Inc(dec)
CORPORATE SERVICES				
Administration	629,995	629,995	0	0.00%
Grants In Aid	65,221	65,221	0	0.00%
SD 68 Emergency 911	49,000	49,000	0	0.00%
SD69 Emergency 911	330,295	330,295	0	0.00%
Emergency Planning	35,120	35,120	0	0.00%
Electoral Areas	72,235	72,235	0	0.00%
Referendums	27,500	27,500	0	#DIV/0!
Feasibility Studies	10,000	5,000	(5,000)	#DIV/0!
	<u>1,219,366</u>	<u>1,214,366</u>	<u>(5,000)</u>	<u>-0.40%</u>
COMMUNITY SERVICES				
Regional Development	210,000	210,000	0	0.00%
Regional Parks - Electoral Areas	258,200	258,200	0	0.00%
- Municipal Agreements	141,800	141,800	0	0.00%
Recreation Coordinating - Recreation	645,500	645,500	0	0.00%
- Sportsfields	101,333	167,310	65,977	65.11%
District 69 Arena	447,555	447,555	0	0.00%
Ravensong Aquatic Center	1,134,635	1,134,635	0	0.00%
Gabriola Island Recreation Commission	55,000	55,000	0	0.00%
Southern Community Recreation - Facilities	405,350	566,685	161,335	40.60%
- Sportsfields	139,405	143,565	4,160	3.08%
Cultural Center Contribution (See below for details)	69,103	69,103	0	0.00%
Community Parks (See below for details)	382,930	382,930	0	0.00%
D 68 Transit	2,161,135	2,161,135	0	0.00%
D69 Conventional Transit	208,000	208,000	0	0.00%
D69 Custom Transit	48,835	48,835	0	0.00%
	<u>6,408,781</u>	<u>6,640,253</u>	<u>231,472</u>	<u>3.88%</u>
DEVELOPMENT SERVICES				
Planning - Electoral Areas	703,800	703,800	0	0.00%
- Municipal Agreements	93,920	93,920	0	0.00%
House Numbering	21,500	21,500	0	0.00%
Building Inspection	155,000	155,000	0	0.00%
	<u>974,220</u>	<u>974,220</u>	<u>0</u>	<u>0.00%</u>
Bylaw Enforcement				
Unightly Premises	13,180	13,180	0	0.00%
Hazardous Properties	3,250	3,250	0	0.00%
Animal Control Area F	11,000	11,000	0	0.00%
Animal Control - Area A ,B,C,D	55,000	55,000	0	0.00%
Animal Control Area E,G,H	66,360	66,360	0	0.00%
Noise Control (See below for detail)	26,260	33,475	7,115	31.62%
	<u>175,150</u>	<u>182,265</u>	<u>7,115</u>	<u>4.07%</u>
	<u>1,149,370</u>	<u>1,156,485</u>	<u>7,115</u>	<u>0.59%</u>
ENVIRONMENTAL SERVICES				
D68 Wastewater Treatment	4,176,085	4,176,085	0	0.00%
D69 Wastewater Treatment	2,986,795	2,986,795	0	0.00%
Solid Waste Facilities	436,450	436,450	0	0.00%
	<u>7,599,330</u>	<u>7,599,330</u>	<u>0</u>	<u>0.00%</u>
ASSESSMENT BASED PROPERTY TAX REVENUES				
	<u>16,376,347</u>	<u>16,610,434</u>	<u>233,587</u>	<u>1.48%</u>
OTHER LOCAL AREA TAXES (see below for details)				
Duke Point Sewage Treatment	36,130	36,130	0	0.00%
Fire Local Service Areas	1,189,840	1,189,840	0	0.00%
Streetfighting Local Service Areas	45,454	45,450	(4)	-0.01%
Utility System Parcel Taxes	1,560,498	1,562,316	1,818	0.13%
	<u>2,831,922</u>	<u>2,833,736</u>	<u>1,814</u>	<u>0.07%</u>
TAXATION FOR REGIONAL DISTRICT SERVICES				
	<u>19,208,769</u>	<u>19,444,170</u>	<u>235,401</u>	<u>1.28%</u>
TAXATION FOR OTHER JURISDICTIONS				
Vancouver Island Regional Library	1,218,688	1,218,688	0	0.00%
TOTAL FOR ALL	<u>20,427,457</u>	<u>20,662,858</u>	<u>235,401</u>	<u>1.20%</u>

**REGIONAL DISTRICT OF NANAIMO
SUMMARY OF PROPERTY TAX REVENUES
2002 ANNUAL BUDGET**

Appendix B-1

	2002 PROV BUDGET	2002 ANNUAL BUDGET	\$ Inc(dec)	% Inc(dec)
DETAILS OF OTHER TAXES				
FIRE DEPARTMENTS				
Errington Fire Volunteer	183,140	183,140	0	0.00%
Extension Fire Volunteer	74,000	74,000	0	0.00%
Coombs-Hilliars Fire Volunteer	86,000	86,000	0	0.00%
Nanoose Bay Fire Volunteer	267,310	267,310	0	0.00%
Dashwood Fire Volunteer	152,125	152,125	0	0.00%
Yellow Point Fire Contract	89,000	89,000	0	0.00%
Wellington Fire Contract	36,450	36,450	0	0.00%
Parksville (Local) Fire Contract	55,070	55,070	0	0.00%
French Creek Fire Contract	246,745	246,745	0	0.00%
	1,189,840	1,189,840	0	0.00%
STREETLIGHTING				
Fairwinds Streetlighting	11,000	11,000	0	0.00%
Rural Areas Streetlighting	12,000	12,000	0	0.00%
French Creek Village Streetlighting	4,404	4,400	(4)	-0.09%
Highway Intersections Streetlighting (French Creek)	1,425	1,425	0	0.00%
Morningstar Streetlighting	6,640	6,640	0	0.00%
Sandpiper Streetlighting	7,485	7,485	0	0.00%
Hwy # 4 (Area F)	2,500	2,500	0	0.00%
	45,454	45,450	(4)	-0.01%
NOISE CONTROL				
Noise Control Area A	6,140	6,255	115	2.56%
Noise Control Area B	4,500	3,500	(1,000)	-22.22%
Noise control Area C	4,500	3,500	(1,000)	-22.22%
Noise Control Area D	0	4,500	4,500	#DIV/0!
Noise Control Area E	6,720	6,720	0	0.00%
Noise controla Area F	0	0	0	#DIV/0!
Noise Control Area G	4,500	4,500	0	0.00%
Noise Control Area H	0	4,500	4,500	#DIV/0!
	26,360	33,475	7,115	31.62%
CULTURAL CENTER CONTRIBUTION (NANAIMO HARBOURFRONT CENTER)				
Electoral Area A	12,642	12,642	0	0.00%
Electoral Area B	14,216	14,216	0	0.00%
Electoral Area C	11,589	11,589	0	0.00%
Electoral Area D	11,553	11,553	0	0.00%
Electoral Area E	19,103	19,103	0	0.00%
	69,103	69,103	0	0.00%
COMMUNITY PARKS				
Electoral Area A	75,000	75,000	0	0.00%
Electoral Area B	110,000	110,000	0	0.00%
Electoral Area C	9,005	9,005	0	0.00%
Electoral Area D	10,000	10,000	0	0.00%
Electoral Area E	85,000	85,000	0	0.00%
Electoral Area F	42,925	42,925	0	0.00%
Electoral Area G	29,000	29,000	0	0.00%
Electoral Area H	22,000	22,000	0	0.00%
	382,930	382,930	0	0.00%

**REGIONAL DISTRICT OF NANAIMO
SUMMARY OF PROPERTY TAX REVENUES
2002 ANNUAL BUDGET**

	2002 PROV BUDGET	2002 ANNUAL BUDGET	\$ Inc(dec)	% Inc(dec)	2002 PROV ANNUAL	2002 ANNUAL
UTILITY SYSTEM PARCEL TAXES						
WATER UTILITIES						
Madrona	74,000	74,000	0	0.00%	250	250
Fairwinds	90,896	90,896	0	0.00%	152	152
Surfside	14,274	14,274	0	0.00%	366	366
West Bay Estates	39,746	39,746	0	0.00%	238	238
Nanoose	249,494	249,494	0	0.00%	251	251
Arbutus Park Estates	52,923	52,923	0	0.00%	384	384
French Creek	102,180	104,447	2,267	2.22%	150	151
Nanoose Bulk Water	214,115	256,235	42,120	19.67%	97	116
French Creek Bulk Water	79,000	79,000	0	0.00%	35	35
Morningside Creek Water	3,325	2,325	(1,000)	-30.08%	475	332
Decourcey Water	2,825	2,825	0	0.00%	565	565
San Patrol Water	39,168	39,168	0	0.00%	136	136
	961,946	1,005,333	43,387	4.51%		
SEWAGE COLLECTION UTILITIES						
French Creek	401,064	356,290	(44,774)	-11.16%	206/306	181/281
Fairwinds	170,104	170,104	0	0.00%	284	284
Surfside Sewer	9,135	12,340	3,205	35.08%	830	1,122
Pacific Shores	18,249	18,249	0	0.00%	231	231
	598,552	556,983	(41,569)	-6.94%		
TOTAL UTILITY PARCEL TAXES	1,560,498	1,562,316	1,818	0.12%		

REGIONAL DISTRICT OF NANAIMO

BYLAW NO. 1295

**A BYLAW TO ADOPT THE
ANNUAL BUDGET FOR THE
YEAR ENDING DECEMBER 31, 2002**

The Board of the Regional District of Nanaimo, in open meeting assembled, enacts as follows:

1. This bylaw may be cited as the "Regional District of Nanaimo 2002 Annual Budget Bylaw No. 1295, 2002".
2. Schedules 'A' and 'B' attached hereto and forming part of this bylaw represent the Annual Budget for the Regional District of Nanaimo for the year ending December 31, 2002.

Introduced and read three times this 26th day of March, 2002.

Adopted this 26th day of March, 2002.

CHAIRPERSON

GENERAL MANAGER, CORPORATE SERVICES



GENERAL REVENUE FUND
2002 ANNUAL BUDGET

Claimerson

General Manager, Corporate Services

	CORPORATE SERVICES			COMMUNITY SERVICES			DEVELOPMENT SERVICES			ENVIRONMENTAL SERVICES			TOTAL REVENUE FUND			
	PV	BV	%	PV	BV	%	PV	BV	%	PV	BV	%	PV	BV	%	
	2002	2002	VAR	2002	2002	VAR	2002	2002	VAR	2002	2002	VAR	2002	2002	VAR	
VENUES																
X REQUISITION	\$3,627,894	\$3,622,894	0%	\$6,408,781	\$6,640,253	4%	\$1,149,370	\$1,156,485	1%	\$9,241,412	\$9,243,226	0%	\$20,427,457	\$20,662,858	1%	
ANTS/OPERATING/OTHER-	4,955,240	4,936,070	0%	\$7,717,730	\$7,629,019	1%	600,500	710,500	8%	8,497,602	8,543,490	1%	\$21,831,072	\$22,019,087	1%	
TAINED EARNINGS	599,864	877,946	63%	\$1,162,452	\$1,088,690	-6%	640,697	811,290	27%	2,714,717	3,012,095	11%	\$5,117,730	\$5,089,921	-1%	
TOTAL REVENUES	9,182,998	9,536,910	4%	15,288,963	15,657,862	2%	2,450,567	2,678,275	9%	20,453,731	20,798,819	2%	47,376,259	48,571,866	3%	
PENSES																
MINISTRATION	\$637,544	\$587,915	-8%	\$1,647,375	\$1,657,950	1%	\$321,947	\$341,170	6%	\$993,445	\$992,725	0%	\$3,600,311	\$3,579,760	-1%	
MMUNITY GRANTS	65,221	66,197	1%	91,500	97,740	7%	0	0	0%	0	0	0%	\$156,721	\$163,937	5%	
ISLATIVE	246,585	246,585	0%	0	0	0%	0	0	0%	0	0	0%	\$246,585	\$246,585	0%	
OFFSSIONAL FEES	305,535	311,240	2%	113,850	185,030	45%	342,585	356,425	4%	485,080	479,960	-1%	\$1,247,030	\$1,312,955	5%	
LDING OPS & MAINT	244,720	378,255	55%	425,175	431,985	2%	42,000	42,000	0%	317,286	355,781	12%	\$1,029,181	\$1,208,021	17%	
H & EQUIP OPS & MAINT	101,791	87,511	-14%	1,840,810	1,678,110	-9%	16,700	17,400	4%	985,050	991,425	1%	\$2,944,151	\$2,974,446	1%	
MP OPS & MAINT	72,660	68,360	-6%	58,310	57,032	-2%	13,176	13,780	5%	0	0	0%	\$144,146	\$139,172	-3%	
HER OPERATING COSTS	92,945	17,305	-81%	342,550	366,450	7%	120,510	120,810	0%	0	0	0%	\$656,005	\$604,565	-8%	
OGES & BENEFITS	1,454,205	1,406,716	-4%	7,455,507	7,423,763	0%	1,393,248	1,383,248	0%	3,382,919	3,383,059	0%	\$13,675,879	\$13,638,786	-0%	
ERATIONAL COSTS	0	0	0%	0	0	0%	0	0	0%	6,028,749	6,081,034	1%	\$6,028,749	\$6,081,034	1%	
OGRAM COSTS	0	0	0%	0	0	0%	0	0	0%	0	0	0%	\$208,471	\$213,471	2%	
TOTAL EXPENDITURES	370,800	433,275	17%	209,471	213,471	2%	0	0	0%	2,362,747	3,074,187	30%	\$3,600,907	\$4,412,662	23%	
NT FINANCING-INTEREST	1,688,045	1,736,225	3%	805,450	815,450	1%	62,000	69,750	45%	1,798,305	1,796,790	0%	\$3,839,720	\$3,866,385	1%	
NT FINANCING-PRINCIPAL	1,012,300	1,426,455	1%	353,370	353,370	0%	0	0	0%	1,342,020	1,340,505	0%	\$2,491,855	\$2,504,495	1%	
NT FINANCING-EXCHANGE	13,650	30,700	125%	137,635	137,635	0%	0	0	0%	15,000	0	0%	\$28,650	\$30,700	7%	
NTINGENCY	0	0	0%	0	0	0%	0	0	0%	0	0	0%	\$0	\$0	0%	
NTR, TO RESERVE FUND	231,429	156,964	-32%	349,600	341,600	-2%	0	0	0%	1,137,890	1,168,720	3%	\$1,718,819	\$1,667,104	-3%	
NTR, FROM RESERVE FUND	0	0	0%	0	0	0%	0	0	0%	0	0	0%	\$0	\$0	0%	
TO OTHER GOVT/AGENCIES	2,218,893	2,410,888	8%	808,456	1,067,893	32%	0	0	0%	0	0	0%	\$3,027,349	\$3,468,881	15%	
TOTAL EXPENDITURES	\$8,756,323	\$8,994,591	3%	\$14,638,659	\$15,007,379	3%	\$2,302,166	\$2,384,583	3%	\$18,849,471	\$19,664,186	4%	\$44,546,619	\$46,030,739	3%	
ERATING SURPLUS (DEFICIT)	\$426,675	\$542,319	27%	\$650,304	\$550,483	-15%	\$148,401	\$313,692	111%	\$1,604,260	\$1,134,633	-29%	\$2,829,640	\$2,541,127	-10%	

REGIONAL DISTRICT OF NANAIMO
2002 ANNUAL BUDGET
SUMMARY OF REVENUES, EXPENDITURES AND SURPLUS

Chairperson

General Manager, Corporate Services

	TAXATION	OTHER REVENUES	PRIOR YEAR SURPLUS	EXPENDITURES	NET SURPLUS
CORPORATE SERVICES					
Administration	629,995	2,087,220	734,190	3,040,546	410,859
Emergency Planning	35,120	13,445	34,515	66,915	16,165
SD 68 Emergency 911	49,000		11,820	54,895	3,925
SD69 Emergency 911	330,295		61,120	299,220	92,195
Errington Fire	183,140		32,985	216,125	
Extension Fire	74,000		16,085	90,085	0
Coombs-Hilliers Fire	86,000		(15)	85,985	0
Nanoose Bay Fire	267,310	5,000	21,225	293,535	0
Dashwood Fire	152,125	500	8,245	160,870	0
Yellow Point Fire	89,000	15	2,350	89,490	1,875
Wellington Fire	36,450		970	37,420	0
Parksville (Local) Fire	55,070		2,895	56,165	1,800
French Creek Fire	246,745		(3,670)	243,075	0
Electoral Areas	72,235	17,225	54,255	130,215	13,500
Electoral Area Referendums	27,500			27,500	0
Electoral Area Feasibility Studies	5,000	25,000		30,000	0
Grants In Aid	65,221		976	66,197	0
Vancouver Island Regional Library	1,218,688			1,218,688	0
Municipal Debt Transfers		2,787,665		2,787,665	0
COMMUNITY SERVICES					
D69 Recreation Coordinating	312,810	171,380	15,720	992,453	9,457
District 69 Arena	447,555	330,640	58,790	836,984	1
D69 (Ravensong) Aquatic Center	1,134,535	440,550	64,945	1,580,595	59,535
Gabriola Island Recreation Commission	55,000		15,670	69,830	840
Community Parks					
Electoral Area A	75,000		154,900	115,753	114,147
Electoral Area B	110,000		(180)	66,532	43,288
Electoral Area C	9,005		8,285	8,829	8,461
Electoral Area D	10,000		29,275	17,673	21,602
Electoral Area E	85,000		9,700	58,648	36,052
Electoral Area F	42,925		3,740	44,104	2,561
Electoral Area G	20,000		9,510	35,698	2,812
Electoral Area H	22,000		48,265	31,684	38,581
Southern Community Recreation	710,250		(2,970)	707,280	0
Cultural Center Contribution					
Electoral Area A	12,642			12,642	0
Electoral Area B	14,216			14,216	0
Electoral Area C	11,589			11,589	0
Electoral Area D	11,553			11,553	0
Electoral Area E	19,103			19,103	0
Regional Parks	400,000	380,400	444,570	1,124,966	100,104
D 68 Transit	2,161,135	5,941,924	238,580	8,298,584	43,055
D69 Conventional Transit	208,000	378,600	72,335	602,690	56,245
D69 Custom Transit	48,825	73,525	(45)	122,314	1
Regional Development	210,000	110,000	(52,600)	223,659	13,741

REGIONAL DISTRICT OF NANAIMO
 2002 ANNUAL BUDGET
 SUMMARY OF REVENUES ,EXPENDITURES AND SURPLUS

	TAXATION	OTHER REVENUES	PRIOR YEAR SURPLUS	EXPENDITURES	NET SURPLUS
DEVELOPMENT SERVICES					
Building Inspection	155,000	406,000	394,490	786,400	169,090
Planning	797,720	292,500	345,750	1,338,378	97,592
House Numbering	21,500			21,500	0
Bylaw Enforcement					
Unightly Premises(New)	13,180	2,500	15,870	21,680	9,870
Hazardous Properties	3,250	2,500	2,260	5,750	2,260
Animal Control Area F	11,000		12,210	14,965	8,245
Animal Control - Area A ,B,C,D	55,000		22,155	63,600	13,555
Animal Control Area E,G,H	66,360	7,000	7,065	74,860	5,565
Noise Control Area A	6,255		35	6,290	0
Noise Control Area B	3,500		4,140	5,290	2,350
Noise control Area C	3,500		4,195	5,290	2,405
Noise Control Area D	4,500			4,500	0
Noise Control Area E	6,720		270	6,290	700
Noise Control Area G	4,500		2,850	5,290	2,060
Noise Control Area H	4,500			4,500	0
ENVIRONMENTAL SERVICES					
D68 Wastewater Treatment	4,176,085	174,650	1,409,040	5,316,050	443,725
D69 Wastewater Treatment	2,986,795	393,000	31,995	3,350,239	61,551
Duke Point Sewage Treatment	36,130	131,400	30,025	174,448	73,107
Solid Waste Facilities	436,450	5,431,800	389,100	6,029,853	227,497
Recycling & Garbage Collection	0	1,573,595	211,635	1,718,276	66,954
Streetlighting					
Fairwinds Streetlighting	11,000		6,230	12,675	4,555
Rural Areas Streetlighting	12,000		5,130	15,625	1,505
French Creek Village Streetlighting	4,400		280	4,275	405
Highway Intersections Streetlighting (Fr	1,425	940	50	2,355	60
Morningstar Streetlighting	6,640		3,045	7,530	2,155
Sandpiper Streetlighting	7,485		370	7,725	130
Hwy # 4 (Area F)	2,500		1,250	2,625	1,125
WATER UTILITIES					
Madrona	74,000	52,100	20,735	154,342	2,493
Fairwinds	90,896	73,400	156,360	309,435	11,721
Surfside	14,274	4,665	3,100	19,675	2,364
West Bay Estates	39,746	39,700	9,035	87,171	1,310
Nanose	249,494	143,750	259,820	552,571	100,493
Arbutus Park Estates	52,923	24,239	32,675	102,240	7,597
French Creek	104,447	100,205	115,435	310,092	9,995
Wall Beach		4,100		4,100	0
Nanose Bulk Water	256,235	450	63,900	320,585	0
French Creek Bulk Water	79,000		13,710	75,260	17,450
Morningside Creek Water	2,325		4,855	3,725	3,455
Decourcey Water	2,825	670	3,080	4,745	1,830
San Pareil Water	39,168	101,975	27,090	160,320	7,413

REGIONAL DISTRICT OF NANAIMO
 2002 ANNUAL BUDGET
 SUMMARY OF REVENUES, EXPENDITURES AND SURPLUS

	TAXATION	OTHER REVENUES	PRIOR YEAR SURPLUS	EXPENDITURES	NET SURPLUS
SEWAGE COLLECTION UTILITIES					
French Creek	356,290	232,760	29,425	586,445	32,030
Fairwinds	170,104	33,825	129,250	279,466	53,713
Surside Sewer	12,340	1,350	2,830	16,520	0
Pacific Shores	18,249		1,740	19,989	0
MacMillan Rd. (EA A)		3,425		3,425	0
Pump & Haul (Electoral Areas)		1,250	655	1,905	0
Pump & Haul - Home Lake		10,000		10,000	0
	20,662,858	22,018,838	5,890,171	46,030,740	2,541,127



REGIONAL DISTRICT OF NANAIMO			
MAR 19 2002			
CHAIR		GMCrS	
CAO		GMDS	
GMCms		GMES	
<i>Jp Brd</i>			<input checked="" type="checkbox"/>

MEMORANDUM

TO: C. Mason
General Manager, Corporate Services

DATE: March 14, 2002

FROM: N. Avery
Manager, Financial Services

FILE:

SUBJECT: Parcel Tax Rate Bylaws for 2002

PURPOSE:

To introduce for three readings and adoption parcel tax rate bylaws for water and sewer utility functions in connection with the year 2002 annual budget.

BACKGROUND:

Section 360(1) requires that parcel tax rates be established by bylaw and that the report describing the basis of calculation be made available to the public upon request. Parcel taxes are currently levied only within the water and sewer utility functions of the Regional District and are levied on the basis of a single amount for each parcel. For budgeting purposes, parcel tax revenues are determined as the amount required, after deducting user fees and prior year surpluses, to meet current expenditures and ensure a reasonable operating surplus. The annual revenue provided for in the budget is divided by the number of parcels established by the annual assessment roll to determine a rate per parcel.

In the French Creek Sewer Local Service Area a \$100 reduction is granted to 1,804 (out of a total of 1,9144) properties in recognition that the owners have directly or indirectly paid for all or part of the cost of servicing to their properties, usually because the sewer system was extended or constructed by a developer and the cost represented part of the purchase price of the lot.

Rate changes above 2% are the result of specific changes in the budgets as described during the Provisional budget presentations. For example, the Nanoose Bulk Water function has new debt charges related to the construction of the Northwest Bay waterline and the Pacific Shores Sewer budget includes an increased value for its proportionate share of the French Creek treatment plant.

ALTERNATIVES:

1. Give the bylaws three readings and adoption.
2. Amend the budget(s) and adopt amended bylaws as necessary.

FINANCIAL IMPLICATIONS:

The following table summarizes the calculation of parcel tax rates for 2002:

SERVICE AREA NAME	BYLAW	PARCEL TAX REVENUES BUDGETED	NO. OF PARCELS CERTIFIED	PARCEL TAX RATE Year 2002	PARCEL TAX RATE Year 2001	\$ Change	% Change
Arbutus Park Estates Water	1180.02	52,923	138	\$383.50	\$375.87	\$7.63	2.0
Decourcey Water	1181.02	2,825	5	\$565.00	\$554.40	\$10.60	1.9
Fairwinds Water	1183.01	90,896	598	\$152.00	\$149.50	\$2.50	1.7
French Creek Bulk Water	1185.02	79,000	2,246	\$35.17	\$35.46	(\$.29)	(.8)
French Creek Community Water	1186.02	104,447	696	\$150.07	\$147.56	\$2.57	1.7
Madrona Point Water	1187.02	74,000	296	\$250.00	\$244.63	\$5.37	2.2
Nanoose Bay Bulk Water	1188.02	256,235	2209	\$116.00	\$78.73	\$37.27	47.3
Nanoose Bay Community Water	1189.02	249,494	996	\$250.50	\$245.90	\$4.6	1.9
San Pareil Water	1191.02	39,168	288	\$136.00	\$133.40	\$2.60	1.9
Surfside Water	1193.02	14,274	39	\$366.00	\$358.97	\$7.03	2.0
West Bay Estates Water	1194.02	39,746	167	\$238.00	\$233.05	\$4.95	2.1
Morningstar Water	1206.01	2,325	7	\$332.14	\$475.00	(\$142.86)	(30.1)

Fairwinds Community Sewer	1182.02	170,104	601	\$283.03	\$274.51	\$8.52	3.1
French Creek Community Sewer	1184.02	356,290	110 1,804	\$280.40 \$180.40	\$277.05 \$177.05	\$3.35 \$3.35	1.9 1.2
Pacific Shores Community Sewer	1190.01	18,249	79	\$231.00	\$210.00	\$21.00	10.0
Surfside Community Sewer	1192.02	12,340	11	\$1,121.82	\$1,117.25	\$4.57	.4

SUMMARY/CONCLUSIONS:

Section 360(1) requires parcel tax rates to be established by bylaw and that the Board consider a report describing the basis of calculation. Parcel taxes are currently levied within the water and sewer utility functions of the Regional District and are levied on the basis of a single amount for each parcel. The number of parcels established by the annual assessment roll is divided into the budgeted revenue requirement to determine a rate per parcel.

In the French Creek Sewer Local Service Area a \$100 reduction is granted to 1,804 (out of a total of 1,914) properties in recognition that they have directly or indirectly paid for the all or a part of the cost of servicing to their properties.

RECOMMENDATION:

Bylaw No. 1180.02

That "Arbutus Park Estates Water Local Service Area Parcel Tax Rate Amendment Bylaw No. 1180.02, 2002" be introduced and read three times.

That "Arbutus Park Estates Water Local Service Area Parcel Tax Rate Amendment Bylaw No. 1180.02,2002" having received three readings be adopted.

Bylaw No. 1181.02

That "Decourcey Water Local Service Area Parcel Tax Rate Amendment Bylaw No. 1181.02, 2002" be introduced and read three times.

That "Decourcey Water Local Service Area Parcel Tax Rate Amendment Bylaw No. 1181.02, 2002" having received three readings be adopted.

Bylaw No. 1182.02

That "Fairwinds Sewerage Facilities Local Service Area Parcel Tax Rate Amendment Bylaw No. 1182.02, 2002" be introduced and read three times.

That "Fairwinds Sewerage Facilities Local Service Area Parcel Tax Rate Amendment Bylaw No. 1182.02, 2002" having received three readings be adopted.

Bylaw No. 1183.01

That "Fairwinds Water Supply Specified Area Parcel Tax Rate Amendment Bylaw No. 1183.01, 2002" be introduced and read three times.

That "Fairwinds Water Supply Specified Area Parcel Tax Rate Amendment Bylaw No. 1183.01, 2002" having received three readings be adopted.

Bylaw No. 1184.02

That "French Creek Sewerage Facilities Local Service Area Parcel Tax Rate Amendment Bylaw No. 1184.02, 2002" be introduced and read three times.

That "French Creek Sewerage Facilities Local Service Area Parcel Tax Rate Amendment Bylaw No. 1184.02, 2002" having received three readings be adopted.

Bylaw No. 1185.02

That "French Creek Bulk Water Local Service Area Parcel Tax Rate Amendment Bylaw No. 1185.02, 2002" be introduced and read three times.

That "French Creek Bulk Water Local Service Area Parcel Tax Rate Amendment Bylaw No. 1185.02, 2002" having received three readings be adopted.

Bylaw No. 1186.02

That "French Creek Water Local Service Area Parcel Tax Rate Amendment Bylaw No. 1186.02, 2002" be introduced and read three times.

That "French Creek Water Local Service Area Parcel Tax Rate Amendment Bylaw No. 1186.02, 2002" having received three readings be adopted.

Bylaw No. 1187.02

That "Madrona Point Water Local Service Area Parcel Tax Rate Amendment Bylaw No. 1187.02, 2002" be introduced and read three times.

That "Madrona Point Water Local Service Area Parcel Tax Rate Amendment Bylaw No. 1187.02, 2002" having received three readings be adopted.

Bylaw No. 1188.02

That "Nanoose Bay Bulk Water Local Service Area Parcel Tax Rate Amendment Bylaw No. 1188.02, 2002" be introduced and read three times.

That "Nanoose Bay Bulk Water Local Service Area Parcel Tax Rate Amendment Bylaw No. 1188.02, 2002" having received three readings be adopted.

Bylaw No. 1189.02

That "Nanoose Water Supply Specified Area Parcel Tax Rate Amendment Bylaw No. 1189.02, 2002" be introduced and read three times.

That "Nanoose Water Supply Specified Area Parcel Tax Rate Amendment Bylaw No. 1189.02, 2002" having received three readings be adopted.

Bylaw No. 1190.01

That "Pacific Shores Sewer Local Service Area Parcel Tax Rate Amendment Bylaw No. 1190.01, 2002" be introduced and read three times.

That "Pacific Shores Sewer Local Service Area Parcel Tax Rate Amendment Bylaw No. 1190.01, 2002" having received three readings be adopted.

Bylaw No. 1191.02

That "San Pareil Water Local Service Area Parcel Tax Rate Amendment Bylaw No. 1191.02, 2002" be introduced and read three times.

That "San Pareil Water Local Service Area Parcel Tax Rate Amendment Bylaw No. 1191.02, 2002" having received three readings be adopted.

Bylaw No. 1192.02

That "Surfside Sewer Local Service Area Parcel Tax Rate Amendment Bylaw No. 1192.02, 2002" be introduced and read three times.

That "Surfside Sewer Local Service Area Parcel Tax Rate Amendment Bylaw No. 1192.02, 2002" having received three readings be adopted.

Bylaw No. 1193.02

That "Surfside Properties Water Supply Specified Area Parcel Tax Rate Amendment Bylaw No. 1193.02, 2002" be introduced and read three times.

That "Surfside Properties Water Supply Specified Area Parcel Tax Rate Amendment Bylaw No. 1193.02, 2002" having received three readings be adopted.

Bylaw No. 1194.02


That "West Bay Estates Water Local Service Area Parcel Tax Rate Amendment Bylaw No. 1194.02, 2002" be introduced and read three times.

That "West Bay Estates Water Local Service Area Parcel Tax Rate Amendment Bylaw No. 1194.02, 2002" having received three readings be adopted.

Bylaw No. 1206.01

That "Morningstar Water Local Service Area Parcel Tax Rate Amendment Bylaw No. 1206.01, 2002" be introduced and read three times.


That "Morningstar Water Local Service Area Parcel Tax Rate Amendment Bylaw No. 1206.01, 2002" having received three readings be adopted.



Report Writer



General Manager Concurrence



C.A.O. Concurrence

COMMENTS:

REGIONAL DISTRICT OF NANAIMO

BYLAW NO. 1180.02

**A BYLAW TO AMEND THE PARCEL TAX
RATE WITHIN THE ARBUTUS
PARK ESTATES WATER LOCAL
SERVICE AREA**

WHEREAS the Board of the Regional District of Nanaimo may, pursuant to its Conversion Bylaw No. 930, 1994, levy a parcel tax to meet the annual costs of the Arbutus Park Estates Water Local Service Area.

NOW THEREFORE the Board of the Regional District of Nanaimo in open meeting assembled enacts pursuant to Section 360 of the Local Government Act, as follows:

1. This bylaw may be cited as "Arbutus Park Estates Water Local Service Area Parcel Tax Rate Amendment Bylaw No. 1180.02, 2002".
2. The parcel tax rate in this bylaw shall be levied commencing in the year 2002 on each parcel recorded on the annual assessment roll prepared for the Arbutus Park Estates Water Local Service Area.
3. The parcel tax shall be in the amount of Three Hundred and Eighty Three Dollars and Fifty Cents (\$383.50) per parcel.

Introduced and read three times this 26th day of March, 2002.

Adopted this 26th day of March, 2002.

CHAIRPERSON

GENERAL MANAGER, CORPORATE SERVICES

PAGE
28

REGIONAL DISTRICT OF NANAIMO

BYLAW NO. 1181.02

**A BYLAW TO AMEND THE PARCEL TAX
RATE WITHIN THE DECOURCEY
WATER LOCAL SERVICE AREA**

WHEREAS the Board of the Regional District of Nanaimo may, pursuant to its Establishing Bylaw No. 1096, 1998, levy a parcel tax to meet the annual costs of the Decourcey Water Local Service Area.

NOW THEREFORE the Board of the Regional District of Nanaimo in open meeting assembled enacts pursuant to Section 360 of the Local Government Act, as follows:

1. This bylaw may be cited as "Decourcey Water Local Service Area Parcel Tax Rate Amendment Bylaw No. 1181.02, 2002".
2. The parcel tax rate in this bylaw shall be levied commencing in the year 2002 on each parcel recorded on the annual assessment roll prepared for the Decourcey Water Local Service Area.
3. The parcel tax shall be in the amount of Five Hundred and Sixty Five Dollars (\$565.00) per parcel.

Introduced and read three times this 26th day of March, 2002.

Adopted this 26th day of March, 2002.

CHAIRPERSON

GENERAL MANAGER, CORPORATE SERVICES

REGIONAL DISTRICT OF NANAIMO

BYLAW NO. 1182.02

**A BYLAW TO AMEND THE PARCEL TAX
RATE WITHIN THE FAIRWINDS
SEWERAGE FACILITIES LOCAL
SERVICE AREA**

WHEREAS the Board of the Regional District of Nanaimo may, pursuant to its Conversion Bylaw No. 947, 1994, levy a parcel tax to meet the annual costs of the Fairwinds Sewerage Facilities Local Service Area.

NOW THEREFORE the Board of the Regional District of Nanaimo in open meeting assembled enacts pursuant to Section 360 of the Local Government Act, as follows:

1. This bylaw may be cited as "Fairwinds Sewerage Facilities Local Service Area Parcel Tax Rate Amendment Bylaw No. 1182.02, 2002".
2. The parcel tax rate in this bylaw shall be levied commencing in the year 2002 on each parcel recorded on the annual assessment roll prepared for the Fairwinds Sewerage Facilities Local Service Area.
3. The parcel tax shall be in the amount of Two Hundred and Eighty Three Dollars and Three Cents (\$283.03) per parcel.

Introduced and read three times this 26th day of March, 2002.

Adopted this 26th day of March, 2002.

CHAIRPERSON

GENERAL MANAGER, CORPORATE SERVICES

REGIONAL DISTRICT OF NANAIMO

BYLAW NO. 1183.01

**A BYLAW TO AMEND THE PARCEL TAX
WITHIN THE FAIRWINDS WATER
SUPPLY SPECIFIED AREA**

WHEREAS the Board of the Regional District of Nanaimo may, pursuant to its Establishing Bylaw No. 753, 1988, levy a parcel tax to meet the annual costs of the Fairwinds Water Supply Specified Area.

NOW THEREFORE the Board of the Regional District of Nanaimo in open meeting assembled enacts pursuant to Section 360 of the Local Government Act, as follows:

1. This bylaw may be cited as "Fairwinds Water Supply Specified Area Parcel Tax Amendment Bylaw No. 1183.01, 2002".
2. In this bylaw, unless the context otherwise requires, "Parcel" means any lot, block or other area in which land is held or into which land is subdivided.
3. The parcel tax rate in this bylaw shall be levied commencing in the year 2002 on each parcel recorded on the annual assessment roll prepared for the Fairwinds Water Supply Specified Area.
4. The parcel tax shall be in the amount of One Hundred and Fifty Two Dollars (\$152.00) per parcel.

Introduced and read three times this 26th day of March, 2002.

Adopted this 26th day of March, 2002.

CHAIRPERSON

GENERAL MANAGER, CORPORATE SERVICES

REGIONAL DISTRICT OF NANAIMO

BYLAW NO. 1184.02

**A BYLAW TO AMEND THE PARCEL TAX
RATE WITHIN THE FRENCH CREEK
SEWERAGE FACILITIES LOCAL
SERVICE AREA**

WHEREAS the Board of the Regional District of Nanaimo may, pursuant to its Bylaw No. 813, 1990, levy a parcel tax to meet the annual costs of the French Creek Sewerage Facilities Local Service Area;

AND WHEREAS parcel tax levies may be waived or lessened pursuant to Section 360(4) of the Local Government Act;

NOW THEREFORE the Board of the Regional District of Nanaimo in open meeting assembled enacts pursuant to Section 360 of the Local Government Act, as follows:

1. This bylaw may be cited as "French Creek Sewerage Facilities Local Service Area Parcel Tax Rate Amendment Bylaw No. 1184.02, 2002".
2. The parcel tax rate in this bylaw shall be levied commencing in the year 2002 on each parcel recorded on the annual assessment roll prepared for the French Creek Sewerage Facilities Local Service Area.
3. The parcel tax shall be in the amount of Two Hundred and Eighty Dollars and Forty Cents (\$280.40) per parcel.
4. A reduction in the tax levied under paragraph three (3) shall be granted to each parcel of land, the present or previous owner of which has constructed at their own expense any portion of the sewerage or drainage system of the local service area.
5. The annual reduction in parcel tax levies referred to in paragraph four (4) shall be One Hundred Dollars (\$100.00).

Introduced and read three times this 26th day of March, 2002.

Adopted this 26th day of March, 2002.

CHAIRPERSON

GENERAL MANAGER, CORPORATE SERVICES

PAGE
32

REGIONAL DISTRICT OF NANAIMO

BYLAW NO. 1185.02

**A BYLAW TO AMEND THE PARCEL TAX
RATE WITHIN THE FRENCH CREEK
BULK WATER LOCAL
SERVICE AREA**

WHEREAS the Board of the Regional District of Nanaimo may, pursuant to its Establishing Bylaw No. 1050, 1996, levy a parcel tax to meet the annual costs of the French Creek Bulk Water Supply Local Service Area.

NOW THEREFORE the Board of the Regional District of Nanaimo in open meeting assembled enacts pursuant to Section 360 of the Local Government Act, as follows:

1. This bylaw may be cited as "French Creek Bulk Water Supply Local Service Area Parcel Tax Rate Amendment Bylaw No. 1185.02, 2002".
2. The parcel tax rate in this bylaw shall be levied commencing in the year 2002 on each parcel recorded on the annual assessment roll prepared for the French Creek Bulk Water Supply Local Service Area.
3. The parcel tax shall be in the amount of Thirty Five Dollars and Seventeen Cents (\$35.17) per parcel.

Introduced and read three times this 26th day of March, 2002.

Adopted this 26th day of March, 2002.

CHAIRPERSON

GENERAL MANAGER, CORPORATE SERVICES

REGIONAL DISTRICT OF NANAIMO

BYLAW NO. 1186.02

**A BYLAW TO AMEND THE
PARCEL TAX RATE WITHIN THE
FRENCH CREEK WATER LOCAL
SERVICE AREA**

WHEREAS the Board of the Regional District of Nanaimo may, pursuant to its Conversion Bylaw No. 874, 1992, levy a parcel tax to meet the annual costs of the French Creek Water Local Service Area.

NOW THEREFORE the Board of the Regional District of Nanaimo in open meeting assembled enacts pursuant to Section 360 of the Local Government Act, as follows:

1. This bylaw may be cited as "French Creek Water Local Service Area Parcel Tax Rate Amendment Bylaw No. 1186.02, 2002".
2. The parcel tax rate in this bylaw shall be levied commencing in the year 2002 on each parcel recorded on the annual assessment roll prepared for the French Creek Water Local Service Area.
3. The parcel tax shall be in the amount of One Hundred and Fifty Seven Dollars and Seven Cents (\$157.07) per parcel.

Introduced and read three times this 26th day of March, 2002.

Adopted this 26th day of March, 2002.

CHAIRPERSON

GENERAL MANAGER, CORPORATE SERVICES

REGIONAL DISTRICT OF NANAIMO

BYLAW NO. 1187.02

**A BYLAW TO AMEND THE
PARCEL TAX RATE WITHIN THE
MADRONA POINT WATER LOCAL
SERVICE AREA**

WHEREAS the Board of the Regional District of Nanaimo may, pursuant to its Conversion Bylaw No. 788, 1989, levy a parcel tax to meet the annual costs of the Madrona Point Water Local Service Area.

NOW THEREFORE the Board of the Regional District of Nanaimo in open meeting assembled enacts pursuant to Section 360 of the Local Government Act, as follows:

1. This bylaw may be cited as "Madrona Point Water Local Service Area Parcel Tax Rate Amendment Bylaw No. 1187.02, 2002".
2. The parcel tax rate in this bylaw shall be levied commencing in the year 2002 on each parcel recorded on the annual assessment roll prepared for the Madrona Point Water Local Service Area.
3. The parcel tax shall be in the amount of Two Hundred and Fifty Dollars (\$250.00) per parcel.

Introduced and read three times this 26th day of March, 2002.

Adopted this 26th day of March, 2002.

CHAIRPERSON

GENERAL MANAGER, CORPORATE SERVICES

REGIONAL DISTRICT OF NANAIMO

BYLAW NO. 1188.02

**A BYLAW TO AMEND THE
PARCEL TAX RATE WITHIN THE
NANOOSE BAY BULK WATER SUPPLY
LOCAL SERVICE AREA**

WHEREAS the Board of the Regional District of Nanaimo may, pursuant to its Establishing Bylaw No. 1049, 1996, levy a parcel tax to meet the annual costs of the Nanoose Bay Bulk Water Supply Local Service Area.

NOW THEREFORE the Board of the Regional District of Nanaimo in open meeting assembled enacts pursuant to Section 360 of the Local Government Act, as follows:

1. This bylaw may be cited as "Nanoose Bay Bulk Water Supply Local Service Area Parcel Tax Rate Amendment Bylaw No. 1188.02, 2002".
2. The parcel tax rate in this bylaw shall be levied commencing in the year 2002 on each parcel recorded on the annual assessment roll prepared for the Nanoose Bay Bulk Water Supply Local Service Area.
3. The parcel tax shall be in the amount of One Hundred and Sixteen Dollars (\$116.00) per parcel.

Introduced and read three times this 26th day of March, 2002.

Adopted this 26th day of March, 2002.

CHAIRPERSON

GENERAL MANAGER, CORPORATE SERVICES

REGIONAL DISTRICT OF NANAIMO

BYLAW NO. 1189.02

**A BYLAW TO AMEND THE
PARCEL TAX RATE WITHIN THE
NANOOSE WATER SUPPLY
SPECIFIED AREA**

WHEREAS the Board of the Regional District of Nanaimo may, pursuant to its Establishing Bylaw No. 482, 1980, levy a parcel tax to meet the annual costs of the Nanoose Water Supply Specified Area.

NOW THEREFORE the Board of the Regional District of Nanaimo in open meeting assembled enacts pursuant to Section 360 of the Local Government Act, as follows:

1. This bylaw may be cited as "Nanoose Water Supply Specified Area Parcel Tax Rate Amendment Bylaw No. 1189.02, 2002".
2. The parcel tax rate in this bylaw shall be levied commencing in the year 2002 on each parcel recorded on the annual assessment roll prepared for the Nanoose Water Supply Specified Area.
3. The parcel tax shall be in the amount of Two Hundred and Fifty Dollars and Fifty Cents (\$250.50) per parcel.

Introduced and read three times this 26th day of March, 2002.

Adopted this 26th day of March, 2002.

CHAIRPERSON

GENERAL MANAGER, CORPORATE SERVICES

REGIONAL DISTRICT OF NANAIMO

BYLAW NO. 1190.01

**A BYLAW TO AMEND THE PARCEL TAX
WITHIN THE PACIFIC SHORES SEWER
LOCAL SERVICE AREA**

WHEREAS the Board of the Regional District of Nanaimo may, pursuant to its Establishing Bylaw No. 1021, 1996, levy a parcel tax to meet the annual costs of the Pacific Shores Sewer Local Service Area.

NOW THEREFORE the Board of the Regional District of Nanaimo in open meeting assembled enacts pursuant to Section 360 of the Local Government Act, as follows:

1. This bylaw may be cited as "Pacific Shores Sewer Local Service Area Parcel Tax Amendment Bylaw No. 1190.01, 2002".
2. The parcel tax rate in this bylaw shall be levied commencing in the year 2002 on each parcel recorded on the annual assessment roll prepared for the Pacific Shores Sewer Local Service Area.
3. The parcel tax shall be in the amount of Two Hundred and Thirty One Dollars (\$231.00) per parcel.

Introduced and read three times this 26th day of March, 2002.

Adopted this 26th day of March, 2002.

CHAIRPERSON

GENERAL MANAGER, CORPORATE SERVICES

REGIONAL DISTRICT OF NANAIMO

BYLAW NO. 1191.02

**A BYLAW TO AMEND THE
PARCEL TAX RATE WITHIN THE
SAN PAREIL WATER LOCAL
SERVICE AREA**

WHEREAS the Board of the Regional District of Nanaimo may, pursuant to its Establishing Bylaw No. 1170, 1999, levy a parcel tax to meet the annual costs of the San Pareil Water Local Service Area.

NOW THEREFORE the Board of the Regional District of Nanaimo in open meeting assembled enacts pursuant to Section 360 of the Local Government Act, as follows:

1. This bylaw may be cited as "San Pareil Water Local Service Area Parcel Tax Rate Amendment Bylaw No. 1191.02, 2002".
2. The parcel tax rate in this bylaw shall be levied commencing in the year 2002 on each parcel recorded on the annual assessment roll prepared for the San Pareil Water Local Service Area.
3. The parcel tax shall be in the amount of One Hundred and Thirty Six Dollars (\$136.00) per parcel.

Introduced and read three times this 26th day of March, 2002.

Adopted this 26th day of March, 2002.

CHAIRPERSON

GENERAL MANAGER, CORPORATE SERVICES

REGIONAL DISTRICT OF NANAIMO

BYLAW NO. 1192.02

**A BYLAW TO AMEND THE
PARCEL TAX RATE WITHIN THE
SURFSIDE SEWER LOCAL
SERVICE AREA**

WHEREAS the Board of the Regional District of Nanaimo may, pursuant to its Establishing Bylaw No. 1124, 1998, levy a parcel tax to meet the annual costs of the Surfside Sewer Local Service Area.

NOW THEREFORE the Board of the Regional District of Nanaimo in open meeting assembled enacts pursuant to Section 360 of the Local Government Act, as follows:

1. This bylaw may be cited as "Surfside Sewer Local Service Area Parcel Tax Rate Amendment Bylaw No. 1192.02, 2002".
2. The parcel tax rate in this bylaw shall be levied commencing in the year 2002 on each parcel recorded on the annual assessment roll prepared for the Surfside Sewer Local Service Area.
3. The parcel tax shall be in the amount of Eleven Hundred and Twenty One Dollars and Eighty Two Cents (\$1,121.82) per parcel.

Introduced and read three times this 26th day of March, 2002.

Adopted this 26th day of March, 2002.

CHAIRPERSON

GENERAL MANAGER, CORPORATE SERVICES

REGIONAL DISTRICT OF NANAIMO

BYLAW NO. 1193.02

**A BYLAW TO AMEND THE
PARCEL TAX RATE WITHIN THE
SURFSIDE PROPERTIES WATER
SUPPLY SPECIFIED AREA**

WHEREAS the Board of the Regional District of Nanaimo may, pursuant to its Establishing Bylaw No. 694, 1985, levy a parcel tax to meet the annual costs of the Surfside Properties Water Supply Specified Area.

NOW THEREFORE the Board of the Regional District of Nanaimo in open meeting assembled enacts pursuant to Section 360 of the Local Government Act, as follows:

1. This bylaw may be cited as "Surfside Properties Water Supply Specified Area Parcel Tax Rate Amendment Bylaw No. 1193.02, 2002".
2. The parcel tax rate in this bylaw shall be levied commencing in the year 2002 on each parcel recorded on the annual assessment roll prepared for the Surfside Properties Water Supply Specified Area.
3. The parcel tax shall be in the amount of Three Hundred and Sixty Six Dollars (\$366.00) per parcel.

Introduced and read three times this 26th day of March, 2002.

Adopted this 26th day of March, 2002.

CHAIRPERSON

GENERAL MANAGER, CORPORATE SERVICES

REGIONAL DISTRICT OF NANAIMO

BYLAW NO. 1194.02

**A BYLAW TO AMEND THE
PARCEL TAX RATE WITHIN THE
WEST BAY ESTATES WATER
LOCAL SERVICE AREA**

WHEREAS the Board of the Regional District of Nanaimo may, pursuant to its Conversion Bylaw No. 929, 1994, levy a parcel tax to meet the annual costs of the West Bay Estates Water Local Service Area.

NOW THEREFORE the Board of the Regional District of Nanaimo in open meeting assembled enacts pursuant to Section 360 of the Local Government Act, as follows:

1. This bylaw may be cited as "West Bay Estates Water Local Service Area Parcel Tax Rate Amendment Bylaw No. 1194.02, 2002".
2. The parcel tax rate in this bylaw shall be levied commencing in the year 2002 on each parcel recorded on the annual assessment roll prepared for the West Bay Estates Water Local Service Area.
3. The parcel tax shall be in the amount of Two Hundred and Thirty Eight Dollars (\$238.00) per parcel.

Introduced and read three times this 26th day of March, 2002.

Adopted this 26th day of March, 2002.

CHAIRPERSON

GENERAL MANAGER, CORPORATE SERVICES

REGIONAL DISTRICT OF NANAIMO

BYLAW NO. 1206.01

**A BYLAW TO AMEND THE PARCEL TAX
WITHIN THE MORNINGSTAR WATER
LOCAL SERVICE AREA**

WHEREAS the Board of the Regional District of Nanaimo may, pursuant to its Establishing Bylaw No. 1125, 1998 levy a parcel tax to meet the annual costs of the Morningstar Water Local Service Area.

NOW THEREFORE the Board of the Regional District of Nanaimo in open meeting assembled enacts pursuant to Section 360 of the Local Government Act, as follows:

1. This bylaw may be cited as "Morningstar Water Local Service Area Parcel Tax Amendment Bylaw No. 1206.01, 2002"
2. In this bylaw, unless the context otherwise requires, "Parcel" means any lot, block or other area in which land is held or into which land is subdivided.
3. The parcel tax rate in this bylaw shall be levied commencing in the year 2002 on each parcel recorded on the annual assessment roll prepared for the Morningstar Water Local Service Area.
4. The parcel tax shall be in the amount of Three Hundred and Thirty Two Dollars and Fourteen Cents (\$332.14) per parcel.

Introduced and read three times this 26th day of March, 2002.

Adopted this 26th day of March, 2002.

CHAIRPERSON

GENERAL MANAGER, CORPORATE SERVICES