

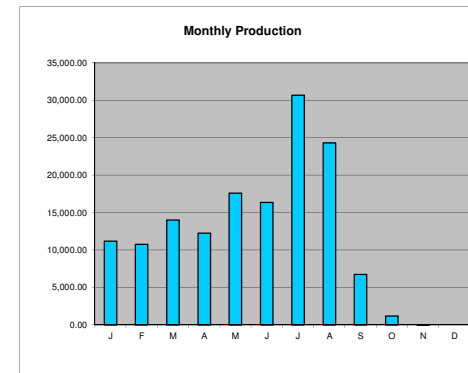
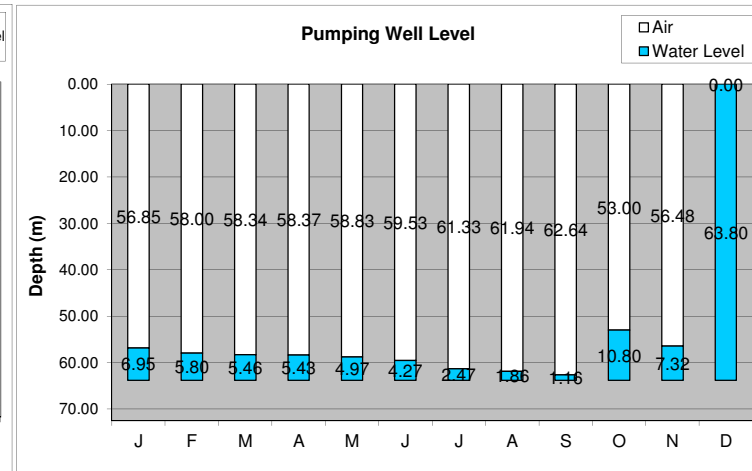
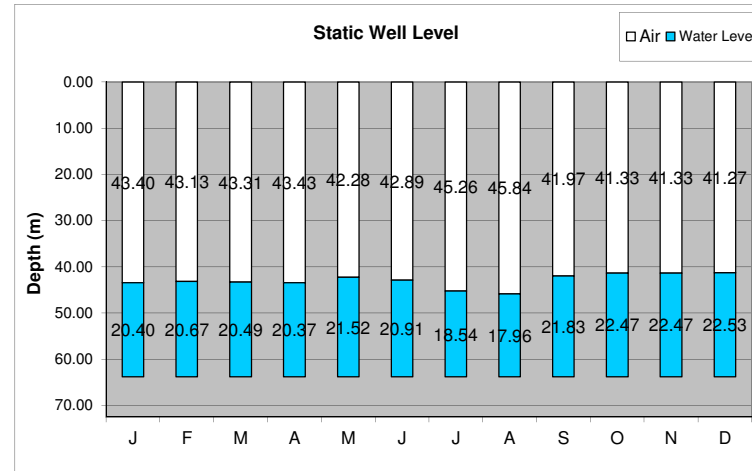


### West Bay Well # 3 Data 2010

Well Depth 237.00 feet 72.2 meters  
 Data logger Depth 209.00 feet 63.8 meters



|         | Average Capacity (m³/min) | Discharge pressure (psi) | Static level (ft) | Static level (m) | Pumping Level (ft) | Pumping Level (m) | Drawdown (m) | Meter Reading (m³) | Monthly Production (m³) | Hour Meter | Total Hours | Water Over Pump   |           |                |
|---------|---------------------------|--------------------------|-------------------|------------------|--------------------|-------------------|--------------|--------------------|-------------------------|------------|-------------|-------------------|-----------|----------------|
|         |                           |                          |                   |                  |                    |                   |              |                    |                         |            |             | Level (m)         | Level Low | Level Critical |
| Jan-10  | 0.798                     | 110                      | 142.40            | 43.40            | 186.50             | 56.85             | 13.44        | 640,176.00         | 11,197.00               | 40,121.4   | 233.8       | 6.95              | NO        | NO             |
| Feb-10  | 0.797                     | 110                      | 141.50            | 43.13            | 190.30             | 58.00             | 14.87        | 651,373.00         | 10,770.00               | 40,355.2   | 225.3       | 5.80              | NO        | NO             |
| Mar-10  | 0.796                     | 110                      | 142.10            | 43.31            | 191.40             | 58.34             | 15.03        | 662,143.00         | 13,992.00               | 40,580.5   | 293.0       | 5.46              | NO        | NO             |
| Apr-10  | 0.799                     | 110                      | 142.50            | 43.43            | 191.50             | 58.37             | 14.94        | 676,135.00         | 12,261.00               | 40,873.5   | 255.8       | 5.43              | NO        | NO             |
| May-10  | 0.798                     | 110                      | 138.70            | 42.28            | 193.00             | 58.83             | 16.55        | 688,396.00         | 17,600.00               | 41,129.3   | 367.7       | 4.97              | NO        | NO             |
| Jun-10  | 0.796                     | 112                      | 140.70            | 42.89            | 195.30             | 59.53             | 16.64        | 705,996.00         | 16,343.00               | 41,497.0   | 342.4       | 4.27              | NO        | NO             |
| Jul-10  | 0.787                     | 110                      | 148.50            | 45.26            | 201.20             | 61.33             | 16.06        | 722,339.00         | 30,656.00               | 41,839.4   | 649.0       | 2.47              | NO        | NO             |
| Aug-10  | 0.795                     | 110                      | 150.40            | 45.84            | 203.20             | 61.94             | 16.09        | 752,995.00         | 24,311.00               | 42,488.4   | 509.8       | 1.86              | YES       | NO             |
| Sep-10  | 0.841                     | OFF                      | 137.70            | 41.97            | 205.50             | 62.64             | 20.67        | 777,306.00         | 6,754.00                | 42,998.2   | 133.9       | 1.16              | YES       | NO             |
| Oct-10  | 0.744                     | OFF                      | 135.60            | 41.33            | 173.90             | 53.00             | 11.67        | 784,060.00         | 1,206.00                | 43,132.1   | 27.0        | 10.80             | NO        | NO             |
| Nov-10  | 1.500                     | OFF                      | 135.60            | 41.33            | 185.30             | 56.48             | 15.15        | 785,266.00         | 9.00                    | 27.0       | 0.1         | 7.32              | NO        | NO             |
| Dec-10  | #DIV/0!                   | OFF                      | 135.40            | 41.27            |                    | 0.00              | -41.27       | 785,275.00         | 0.00                    | 27.1       | 0.0         | 63.80             | NO        | NO             |
| Jan-11  |                           |                          |                   |                  |                    |                   |              | 785275             |                         | 27.1       |             | Data logger Depth | 63.8      |                |
| Minimum | #DIV/0!                   | 110.00                   | 135.40            | 41.27            | 173.90             | 0.00              | -41.27       |                    | 0.00                    |            | 0.0         |                   |           |                |
| Maximum | #DIV/0!                   | 112.00                   | 150.40            | 45.84            | 205.50             | 62.64             | 20.67        |                    | 30656.00                |            | 649.0       |                   |           |                |
| Average | #DIV/0!                   | 110.25                   | 140.93            | 42.95            | 192.46             | 53.77             | 10.82        |                    | 12091.58                |            | 253.2       |                   |           |                |
| TOTAL   |                           |                          |                   |                  |                    |                   |              |                    | 145099.00               |            | 3037.80     |                   |           |                |



| Month | Static Level       |                 | Pumping Level      |                 |
|-------|--------------------|-----------------|--------------------|-----------------|
|       | Depth to Water (m) | Water Level (m) | Depth to Water (m) | Water Level (m) |
| J     | 43.40              | 20.40           | 56.85              | 6.95            |
| F     | 43.13              | 20.67           | 58.00              | 5.80            |
| M     | 43.31              | 20.49           | 58.34              | 5.46            |
| A     | 43.43              | 20.37           | 58.37              | 5.43            |
| M     | 42.28              | 21.52           | 58.83              | 4.97            |
| J     | 42.89              | 20.91           | 59.53              | 4.27            |
| J     | 45.26              | 18.54           | 61.33              | 2.47            |
| A     | 45.84              | 17.96           | 61.94              | 1.86            |
| S     | 41.97              | 21.83           | 62.64              | 1.16            |
| O     | 41.33              | 22.47           | 53.00              | 10.80           |
| N     | 41.33              | 22.47           | 56.48              | 7.32            |
| D     | 41.27              | 22.53           | 0.00               | 63.80           |