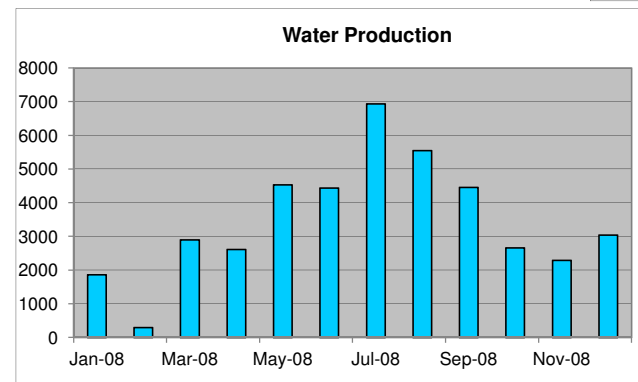
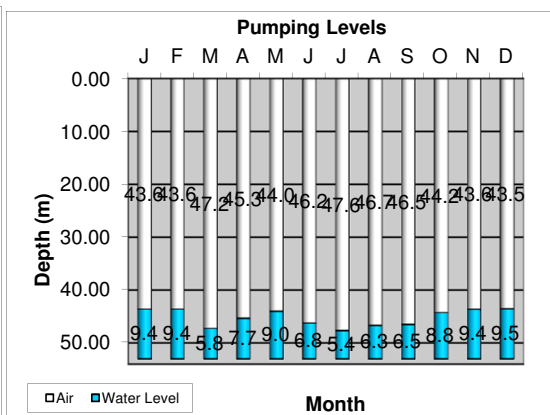
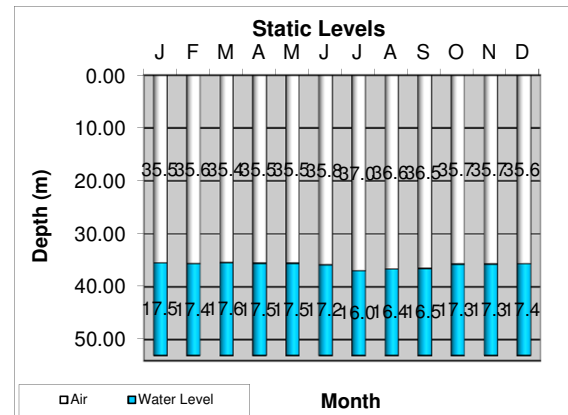




Nanoose # 4 - Well Data - Depth 174 ft / 53 m

Water over pump

2008	Average Capacity (m ³ /min)	Discharge pressure (psi)	Static level (ft)	Static level (m)	Pumping level (ft)	Pumping Level (m)	Drawdown (m)	Meter reading (m ³)	Monthly Consumption (m ³)	Hour Meter	Total Hours	Level (m)	Level Low	Level Critical
Jan-08	0.222	30	116.4	35.48	142.9	43.56	8.08	803135	1857	32925.7	139.6	9.44	no	no
Feb-08	0.034	32	116.8	35.60	142.9	43.56	7.96	804992	289	33065.3	142.2	9.44	no	no
Mar-08	0.260	30	116.2	35.42	155.0	47.24	11.83	805281	2893	33207.5	185.6	5.76	no	no
Apr-08	0.283	20	116.6	35.54	148.7	45.32	9.78	808174	2614	33393.1	153.9	7.68	no	no
May-08	0.276	20	116.6	35.54	144.4	44.01	8.47	810788	4531	33547	274	8.99	no	no
Jun-08	0.275	28	117.6	35.84	151.6	46.21	10.36	815319	4438	33821	269	6.79	no	no
Jul-08	0.263	24	121.3	36.97	156.3	47.64	10.67	819757	6935	34090	439	5.36	no	no
Aug-08	0.263	28	120.1	36.61	153.1	46.66	10.06	826692	5542	34529	351	6.34	no	no
Sep-08	0.265	28	119.8	36.52	152.5	46.48	9.97	832234	4457	34880	280.6	6.52	no	no
Oct-08	0.273	24	117.2	35.72	145.1	44.23	8.50	836691	2662	35160.6	162.8	8.77	no	no
Nov-08	0.279	26	117.1	35.69	143.0	43.59	7.89	839353	2288	35323.4	136.7	9.41	no	no
Dec-08	0.290	24	116.9	35.63	142.8	43.53	7.89	841641	3034	35460.1	174.4	9.47	no	no
Jan-09	n/a	n/a	n/a	n/a	n/a	n/a	n/a	844675	n/a	35634.5	n/a	Well Depth (m)		53
Minimum	0.034	20	116.2	35.42	142.80	43.53	7.89	803,135.00	289.00	32,925.70	136.70			
Maximum	0.290	32	121.3	36.97	156.30	47.64	11.83	844,675.00	6,935.00	35,634.50	439.00			
Average	0.248	26	117.7	35.88	148.19	45.17	9.29	822,210.15	3,461.67	34,233.63	225.73			
Total									41,540.00		2,708.80			
Average Low Season (Jan.-April & Nov.-Dec.)				35.56			44.47	* Calibrated logger June/07 - Offset .83 meters						
Average High Season (May-September)				36.20			45.87	* Meter plugged in Feb						



	Static Level		Pumping Level	
	Depth to Water (m)	Water Level (m)	Depth to Water (m)	Water Level (m)
J	35.48	17.52	43.56	9.44
F	35.60	17.40	43.56	9.44
M	35.42	17.58	47.24	5.76
A	35.54	17.46	45.32	7.68
M	35.54	17.46	44.01	8.99
J	35.84	17.16	46.21	6.79
J	36.97	16.03	47.64	5.36
A	36.61	16.39	46.66	6.34
S	36.52	16.48	46.48	6.52
O	35.72	17.28	44.23	8.77
N	35.69	17.31	43.59	9.41
D	35.63	17.37	43.53	9.47