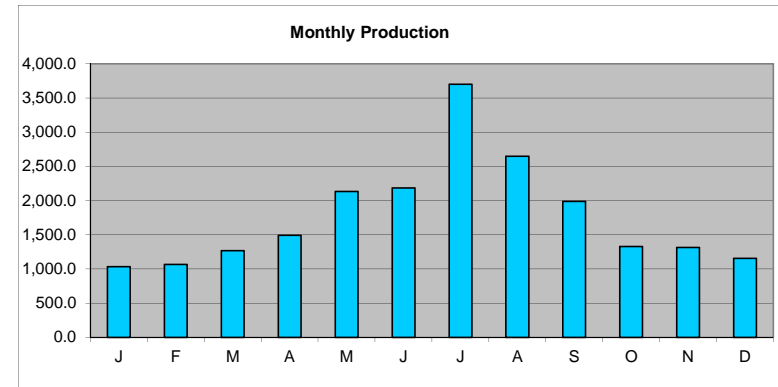
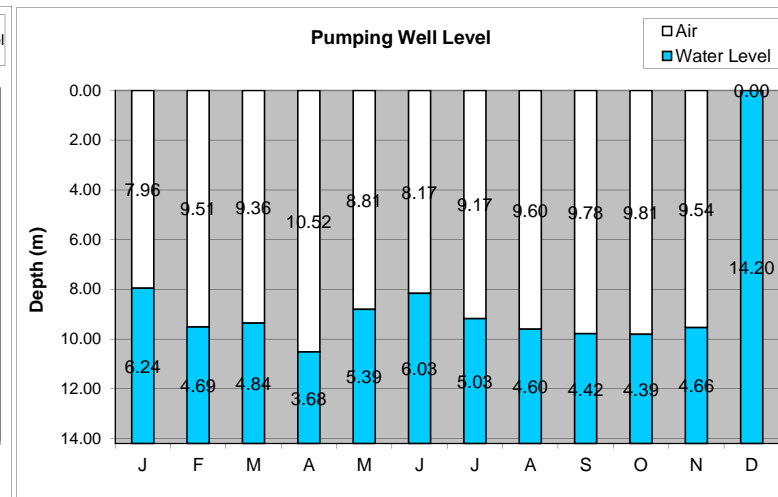
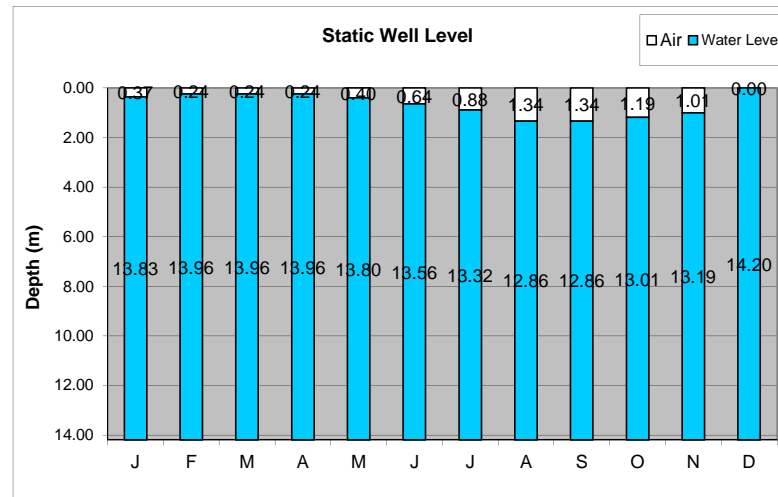


Madrona Well # 8 Data 2013

Well Depth 49.75 feet 15.2 meters
 Data logger Depth 46.6 feet 14.2 meters

	Average Capacity (m³/min)	Discharge pressure (psi)	Static level (ft)	Static level (m)	Pumping Level (ft)	Pumping Level (m)	Drawdown (m)	Meter Reading (m³)	Monthly Production (m³)	Hour Meter	Total Hours	Water Over Pump		
												Level (m)	Level Low	Level Critical
Jan-13	0.106		1.20	0.37	26.10	7.96	7.59	143,727.20	1,033.8	16,345.1	162.4	6.24	NO	NO
Feb-13	0.119		0.80	0.24	31.20	9.51	9.27	144,761.00	1065.0	16,507.5	148.7	4.69	NO	NO
Mar-13	0.119		0.80	0.24	30.70	9.36	9.11	145,826.00	1270.0	16,656.2	177.5	4.84	NO	NO
Apr-13	0.100		0.80	0.24	34.50	10.52	10.27	147,096.00	1491.0	16,833.7	248.4	3.68	NO	NO
May-13	0.092		1.30	0.40	28.90	8.81	8.41	148,587.00	2133.0	17,082.1	388.5	5.39	NO	NO
Jun-13	0.090		2.10	0.64	26.80	8.17	7.53	150,720.00	2185.0	17,470.6	406.1	6.03	NO	NO
Jul-13	0.093		2.90	0.88	30.10	9.17	8.29	152,905.00	3703.0	17,876.7	662.5	5.03	NO	NO
Aug-13	0.094		4.40	1.34	31.50	9.60	8.26	156,608.00	2649.0	18,539.2	467.5	4.60	NO	NO
Sep-13	0.094		4.40	1.34	32.10	9.78	8.44	159,257.00	1988.0	19,006.7	354.1	4.42	NO	NO
Oct-13	0.087		3.90	1.19	32.20	9.81	8.63	161,245.00	1330.0	19,360.8	254.8	4.39	NO	NO
Nov-13	0.101		3.30	1.01	31.30	9.54	8.53	162,575.00	1313.0	19,615.6	215.9	4.66	NO	NO
Dec-13	0.094			0.00		0.00	0.00	163,888.00	1154.0	19,831.5	205.2	14.20	NO	NO
Jan-14								165,042.00		20,036.7				
Minimum	0.09	0.00	0.80	0.00	26.10	0.00	0.00		1033.80		148.7			
Maximum	0.119368	0.00	4.40	1.34	34.50	10.52	10.27		3703.00		662.5			
Average	0.099099	#DIV/0!	2.35	0.72	30.49	9.29	8.58		1776.23		307.6			
TOTAL									21314.80		3691.60			



Month	Static Level		Pumping Level	
	Depth to Water (m)	Water Level (m)	Depth to Water (m)	Water Level (m)
J	0.37	13.83	7.96	6.24
F	0.24	13.96	9.51	4.69
M	0.24	13.96	9.36	4.84
A	0.24	13.96	10.52	3.68
M	0.40	13.80	8.81	5.39
J	0.64	13.56	8.17	6.03
J	0.88	13.32	9.17	5.03
A	1.34	12.86	9.60	4.60
S	1.34	12.86	9.78	4.42
O	1.19	13.01	9.81	4.39
N	1.01	13.19	9.54	4.66
D	0.00	14.20	0.00	14.20