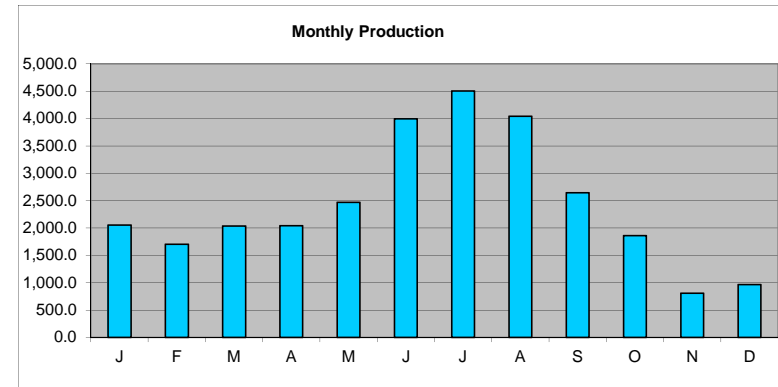
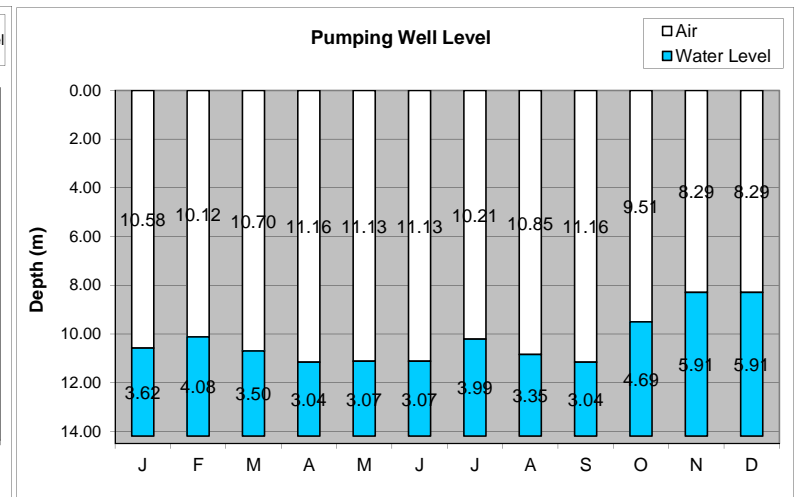
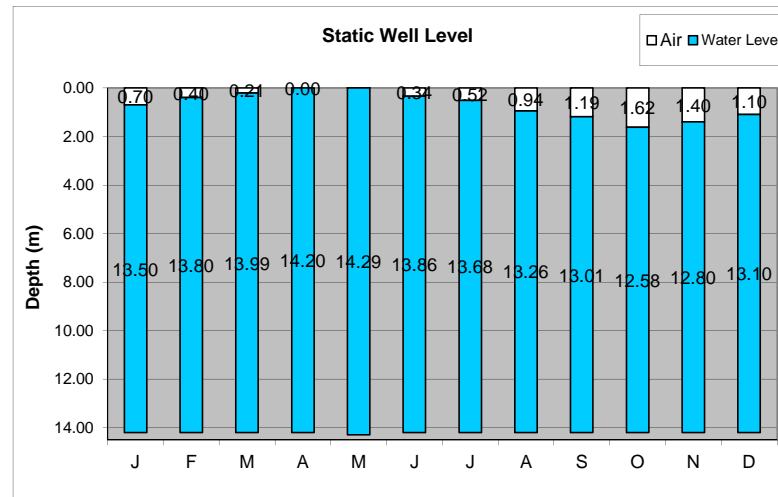


### Madrona Well # 8 Data 2012

Well Depth 49.75 feet 15.2 meters  
 Data logger Depth 46.6 feet 14.2 meters

	Average Capacity (m <sup>3</sup> /min)	Discharge pressure (psi)	Static level (ft)	Static level (m)	Pumping Level (ft)	Pumping Level (m)	Drawdown (m)	Meter Reading (m <sup>3</sup> )	Monthly Consumption (m <sup>3</sup> )	Hour Meter	Total Hours	Water Over Pump		
												Level (m)	Level Low	Level Critical
Jan-12	0.185		2.30	0.70	34.70	10.58	9.88	114,607.00	2,054.0	12,866.4	185.5	3.62	NO	NO
Feb-12	0.185		1.30	0.40	33.20	10.12	9.72	116,661.00	1,704.0	13,051.9	153.7	4.08	NO	NO
Mar-12	0.186		0.70	0.21	35.10	10.70	10.49	118,365.00	2,037.0	13,205.6	182.1	3.50	NO	NO
Apr-12	0.182		0.00	0.00	36.60	11.16	11.16	120,402.00	2,041.0	13,387.7	186.6	3.04	NO	NO
May-12	0.125		-0.30	-0.09	36.50	11.13	11.22	122,443.00	2,467.0	13,574.3	329.8	3.07	NO	NO
Jun-12	0.205		1.10	0.34	36.50	11.13	10.79	124,910.00	3,995.0	13,904.1	325.4	3.07	NO	NO
Jul-12	0.135		1.70	0.52	33.50	10.21	9.69	128,905.00	4,506.0	14,229.5	558.2	3.99	NO	NO
Aug-12	0.130		3.10	0.94	35.60	10.85	9.91	133,411.00	4,040.0	14,787.7	519.5	3.35	NO	NO
Sep-12	0.096		3.90	1.19	36.60	11.16	9.97	137,451.00	2,645.0	15,307.2	461.1	3.04	NO	NO
Oct-12	0.101		5.30	1.62	31.20	9.51	7.89	140,096.00	1,859.0	29,591.3	306.8	4.69	NO	NO
Nov-12	0.102		4.60	1.40	27.20	8.29	6.89	141,955.00	809.0	29,898.1	132.6	5.91	NO	NO
Dec-12	0.101		3.60	1.10	27.20	8.29	7.19	142,764.00	963.2	30,030.7	159.1	5.91	NO	NO
Jan-13								143,727.20						
Minimum	0.10	0.00	-0.30	-0.09	27.20	8.29	6.89		809.00		132.6			
Maximum	0.20462	0.00	5.30	1.62	36.60	11.16	11.22		4506.00		558.2			
Average	0.144223	#DIV/0!	2.28	0.69	33.66	10.26	9.57		2426.68		291.7			
TOTAL									29120.20		3500.40			

Data logger Depth 14.2



Month	Static Level		Pumping Level	
	Depth to Water (m)	Water Level (m)	Depth to Water (m)	Water Level (m)
J	0.70	13.50	10.58	3.62
F	0.40	13.80	10.12	4.08
M	0.21	13.99	10.70	3.50
A	0.00	14.20	11.16	3.04
M	-0.09	14.29	11.13	3.07
J	0.34	13.86	11.13	3.07
J	0.52	13.68	10.21	3.99
A	0.94	13.26	10.85	3.35
S	1.19	13.01	11.16	3.04
O	1.62	12.58	9.51	4.69
N	1.40	12.80	8.29	5.91
D	1.10	13.10	8.29	5.91