

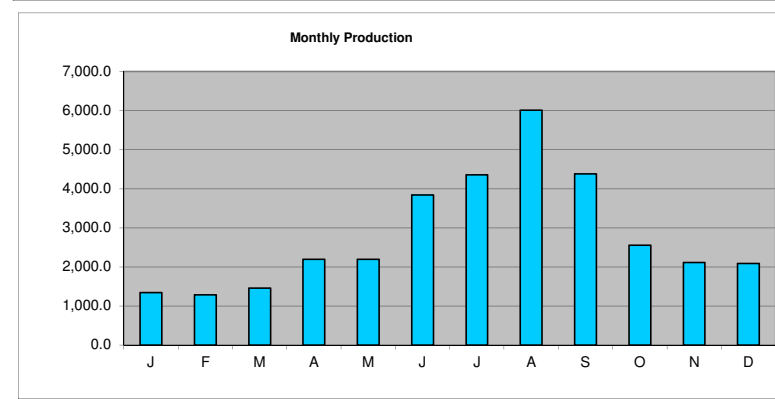
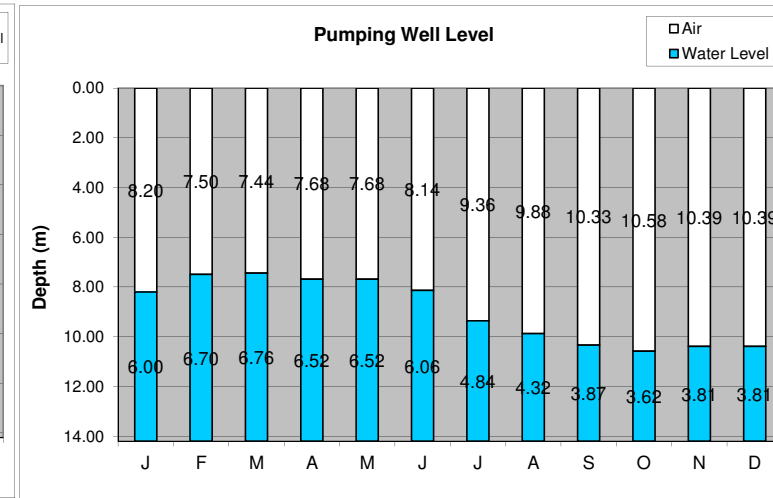
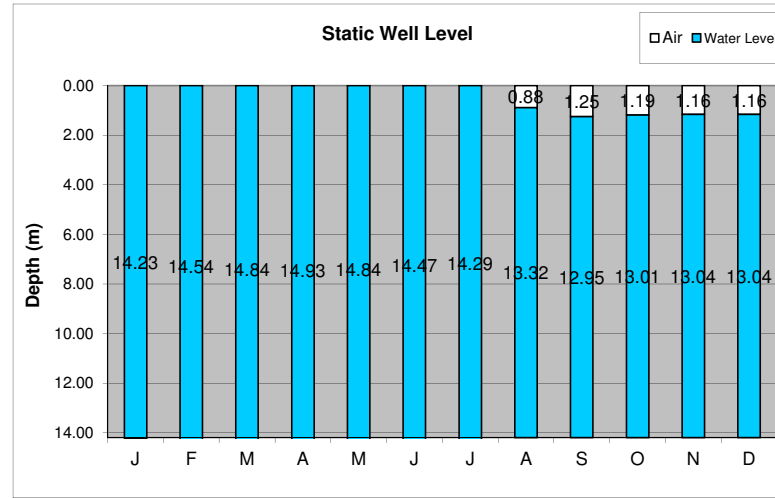


### Madrona Well # 8 Data 2011

Well Depth 49.75 feet 15.2 meters  
 Data logger Depth 46.6 feet 14.2 meters



|         | Average Capacity (m³/min) | Discharge pressure (psi) | Static level (ft) | Static level (m) | Pumping Level (ft) | Pumping Level (m) | Drawdown (m) | Meter Reading (m³) | Monthly Production (m³) | Hour Meter | Total Hours | Water Over Pump |           |                |                        |
|---------|---------------------------|--------------------------|-------------------|------------------|--------------------|-------------------|--------------|--------------------|-------------------------|------------|-------------|-----------------|-----------|----------------|------------------------|
|         |                           |                          |                   |                  |                    |                   |              |                    |                         |            |             | Level (m)       | Level Low | Level Critical |                        |
| Jan-11  | 0.187                     |                          | -0.10             | -0.03            | 26.90              | 8.20              | 8.23         | 80,782.00          | 1,344.0                 | 9,838.3    | 119.5       | 6.00            | NO        | NO             |                        |
| Feb-11  | 0.188                     |                          | -1.10             | -0.34            | 24.60              | 7.50              | 7.83         | 82,126.00          | 1,282.0                 | 9,957.8    | 113.6       | 6.70            | NO        | NO             |                        |
| Mar-11  | 0.189                     |                          | -2.10             | -0.64            | 24.40              | 7.44              | 8.08         | 83,408.00          | 1,461.0                 | 10,071.4   | 129.1       | 6.76            | NO        | NO             |                        |
| Apr-11  | 0.180                     |                          | -2.40             | -0.73            | 25.20              | 7.68              | 8.41         | 84,869.00          | 2,197.0                 | 10,200.5   | 203.7       | 6.52            | NO        | NO             |                        |
| May-11  | 0.188                     |                          | -2.10             | -0.64            | 25.20              | 7.68              | 8.32         | 87,066.00          | 2,193.0                 | 10,404.2   | 194.3       | 6.52            | NO        | NO             |                        |
| Jun-11  | 0.188                     |                          | -0.90             | -0.27            | 26.70              | 8.14              | 8.41         | 89,259.00          | 3,844.0                 | 10,598.5   | 340.7       | 6.06            | NO        | NO             |                        |
| Jul-11  | 0.187                     |                          | -0.30             | -0.09            | 30.70              | 9.36              | 9.45         | 93,103.00          | 4,360.0                 | 10,939.2   | 388.0       | 4.84            | NO        | NO             |                        |
| Aug-11  | 0.186                     |                          | 2.90              | 0.88             | 32.40              | 9.88              | 8.99         | 97,463.00          | 6,009.0                 | 11,327.2   | 537.0       | 4.32            | NO        | NO             |                        |
| Sep-11  | 0.186                     |                          | 4.10              | 1.25             | 33.90              | 10.33             | 9.08         | 103,472.00         | 4,380.0                 | 11,864.2   | 393.1       | 3.87            | NO        | NO             |                        |
| Oct-11  | 0.185                     |                          | 3.90              | 1.19             | 34.70              | 10.58             | 9.39         | 107,852.00         | 2,556.0                 | 12,257.3   | 230.1       | 3.62            | NO        | NO             |                        |
| Nov-11  | 0.185                     |                          | 3.80              | 1.16             | 34.10              | 10.39             | 9.24         | 110,408.00         | 2,111.0                 | 12,487.4   | 190.1       | 3.81            | NO        | NO             |                        |
| Dec-11  | 0.184                     |                          | 3.80              | 1.16             | 34.10              | 10.39             | 9.24         | 112,519.00         | 2,088.0                 | 12,677.5   | 188.9       | 3.81            | NO        | NO             |                        |
| Jan-12  |                           |                          |                   |                  |                    |                   |              | 114,607.00         |                         | 12,866.4   |             |                 |           |                | Data logger Depth 14.2 |
| Minimum | 0.18                      | 0.00                     | -2.40             | -0.73            | 24.40              | 7.44              | 7.83         |                    | 1282.00                 |            | 113.6       |                 |           |                |                        |
| Maximum | 0.188613                  | 0.00                     | 4.10              | 1.25             | 34.70              | 10.58             | 9.45         |                    | 6009.00                 |            | 537.0       |                 |           |                |                        |
| Average | 0.186166                  | #DIV/0!                  | 0.79              | 0.24             | 29.41              | 8.96              | 8.72         |                    | 2818.75                 |            | 252.3       |                 |           |                |                        |
| TOTAL   |                           |                          |                   |                  |                    |                   |              |                    | 33825.00                |            | 3028.10     |                 |           |                |                        |



| Month | Static Level       |                 | Pumping Level      |                 |
|-------|--------------------|-----------------|--------------------|-----------------|
|       | Depth to Water (m) | Water Level (m) | Depth to Water (m) | Water Level (m) |
| J     | -0.03              | 14.23           | 8.20               | 6.00            |
| F     | -0.34              | 14.54           | 7.50               | 6.70            |
| M     | -0.64              | 14.84           | 7.44               | 6.76            |
| A     | -0.73              | 14.93           | 7.68               | 6.52            |
| M     | -0.64              | 14.84           | 7.68               | 6.52            |
| J     | -0.27              | 14.47           | 8.14               | 6.06            |
| J     | -0.09              | 14.29           | 9.36               | 4.84            |
| A     | 0.88               | 13.32           | 9.88               | 4.32            |
| S     | 1.25               | 12.95           | 10.33              | 3.87            |
| O     | 1.19               | 13.01           | 10.58              | 3.62            |
| N     | 1.16               | 13.04           | 10.39              | 3.81            |
| D     | 1.16               | 13.04           | 10.39              | 3.81            |