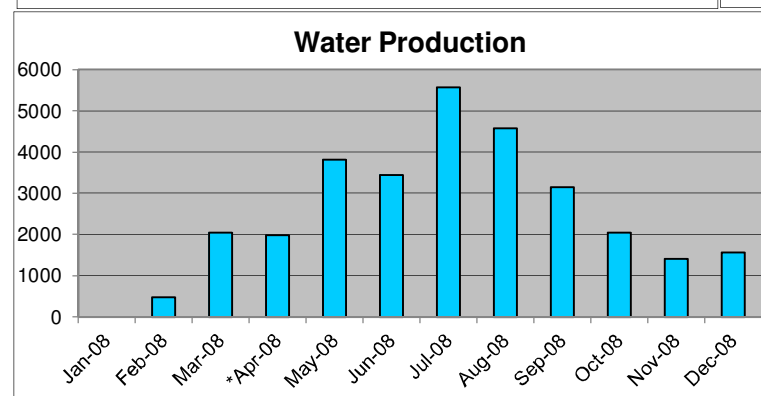
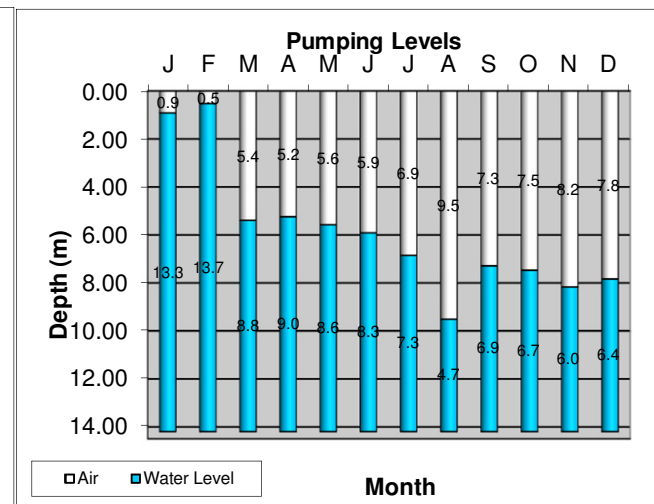
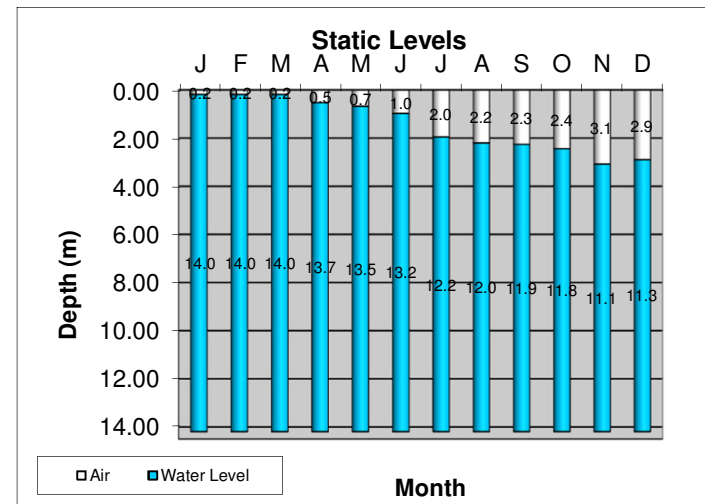




Madrona # 8 - Well Data - Depth 49.75 ft / 15.2 m Datalogger- Depth 46.6 ft / 14.2 m

Water over pump

2008	Average Capacity (m ³ /min)	Discharge pressure (psi)	Static level (ft)	Static level (m)	Pumping level (ft)	Pumping Level (m)	Drawdown (m)	Meter reading (m ³)	Monthly Consumption (m ³)	Hour Meter	Total Hours	Level (m)	Level Low	Level Critical
Jan-08	#DIV/0!	n/a	0.6	0.18	3.0	0.91	0.73		0		0	13.29	no	no
Feb-08	0.170	n/a	0.6	0.18	1.7	0.52	0.34		480.42		47.1	13.68	no	no
Mar-08	0.170	n/a	0.6	0.18	17.7	5.39	5.21	351	2044.08	47.1	200.4	8.81	no	no
*Apr-08	0.170	n/a	1.7	0.52	17.2	5.24	4.72	1168	1976.76	247.5	193.8	8.96	no	no
May-08	0.170	n/a	2.2	0.67	18.3	5.58	4.91	1191	3820.92	441.3	374.6	8.62	no	no
Jun-08	0.170	n/a	3.2	0.98	19.4	5.91	4.94	1230	3435.36	815.9	336.8	8.29	no	no
Jul-08	0.170	n/a	6.4	1.95	22.5	6.86	4.91	1230	5563.08	1152.7	545.4	7.34	no	no
Aug-08	0.170	n/a	7.2	2.19	31.2	9.51	7.32	1230	4572.66	1698.1	448.3	4.69	no	no
Sep-08	0.170	n/a	7.4	2.26	23.9	7.28	5.03	1230	3148.74	2146.4	308.7	6.92	no	no
Oct-08	0.170	n/a	8.0	2.44	24.5	7.47	5.03	1355	2049.18	2455.1	200.9	6.73	no	no
Nov-08	0.170	n/a	10.1	3.08	26.8	8.17	5.09	3461	1401.48	2656	137.4	6.03	no	no
Dec-08	0.170	n/a	9.5	2.90	25.7	7.83	4.94	3688.1	1567.74	2793.4	153.7	6.37	no	no
Jan-09	n/a	n/a	n/a	n/a	n/a	n/a	n/a	6423	n/a	2947.1	n/a	Well Depth (m)		14.2
Minimum	#DIV/0!	0	0.6	0.18	1.70	0.52	0.34	351.00	0.00	47.10	0.00			
Maximum	#DIV/0!	0	10.1	3.08	31.20	9.51	7.32	6,423.00	5,563.08	2,947.10	545.40			
Average	0.170	#DIV/0!	4.8	1.46	19.33	5.89	4.43	2,050.65	2,505.04	1,581.87	245.59			
Total									30,060.42		2,947.10			
Average Low Season (Jan.-April & Nov.-Dec.)				1.17				4.68	* Calibrated logger June/07 - Offset .90 meters					
Average High Season (May-September)				1.75				7.10	* Meter plugged with sand, meter reading calculated by hours					
* #DIV/0! or #VALUE! = insufficient data to complete formula														



	Static Level		Pumping Level	
	Depth to Water (m)	Water Level (m)	Depth to Water (m)	Water Level (m)
J	0.18	14.02	0.91	13.29
F	0.18	14.02	0.52	13.68
M	0.18	14.02	5.39	8.81
A	0.52	13.68	5.24	8.96
M	0.67	13.53	5.58	8.62
J	0.98	13.22	5.91	8.29
J	1.95	12.25	6.86	7.34
A	2.19	12.01	9.51	4.69
S	2.26	11.94	7.28	6.92
O	2.44	11.76	7.47	6.73
N	3.08	11.12	8.17	6.03
D	2.90	11.30	7.83	6.37