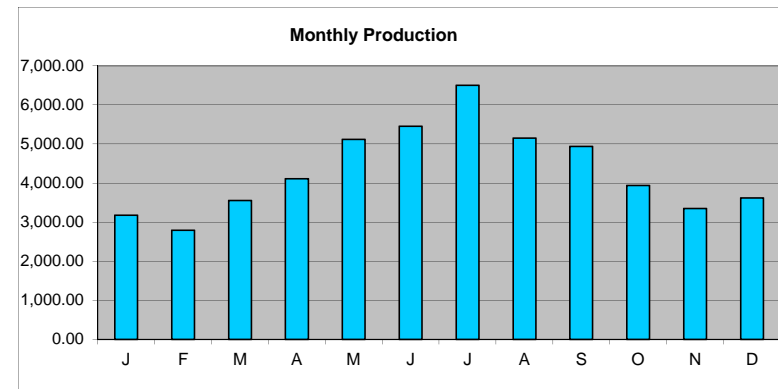
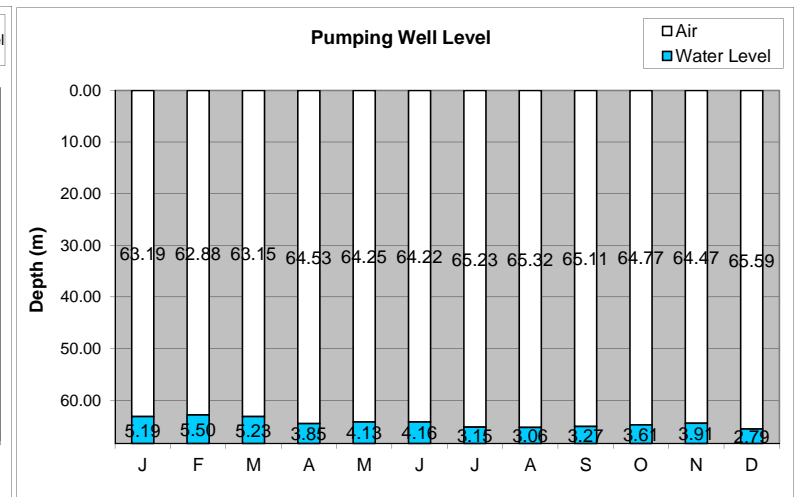
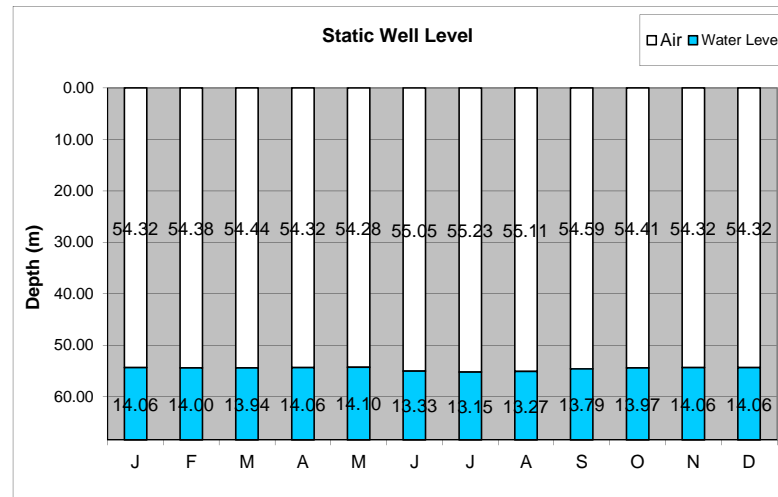


Fairwinds Well # 3 Data 2014

Well Depth 236.48 feet 72.08 meters
 Data logger Depth 224.40 feet 68.38 meters

	Average Capacity (m³/min)	Discharge pressure (psi)	Static level (ft)	Static level (m)	Pumping Level (ft)	Pumping Level (m)	Drawdown (m)	Meter Reading (m³)	Monthly Production (m³)	Hour Meter	Total Hours	Water Over Pump			
												Level (m)	Level Low	Level Critical	
Jan-14	0.186		178.20	54.32	207.30	63.19	8.87	235,887.00	3,181.00	6,662.0	285.0	5.19	NO	NO	
Feb-14	0.185		178.40	54.38	206.30	62.88	8.50	239,068.00	2,795.00	6,947.0	252.0	5.50	NO	NO	
Mar-14	0.184		178.60	54.44	207.20	63.15	8.72	241,863.00	3,551.00	7,199.0	321.0	5.23	NO	NO	
Apr-14	0.186		178.20	54.32	211.70	64.53	10.21	245,414.00	4,107.00	7,520.0	369.0	3.85	NO	NO	
May-14	0.185		178.10	54.28	210.80	64.25	9.97	249,521.00	5,116.00	7,889.0	460.0	4.13	NO	NO	
Jun-14	0.183		180.60	55.05	210.70	64.22	9.17	254,637.00	5,452.00	8,349.0	497.0	4.16	NO	NO	
Jul-14	0.185		181.20	55.23	214.00	65.23	10.00	260,089.00	6,503.00	8,846.0	585.0	3.15	NO	NO	
Aug-14	0.185		180.80	55.11	214.30	65.32	10.21	266,592.00	5,147.00	9,431.0	464.0	3.06	NO	NO	
Sep-14	0.184		179.10	54.59	213.60	65.11	10.52	271,739.00	4,935.00	9,895.0	446.0	3.27	NO	NO	
Oct-14	0.189		178.50	54.41	212.50	64.77	10.36	276,674.00	3,939.00	10,341.0	347.0	3.61	NO	NO	
Nov-14	0.192		178.20	54.32	211.50	64.47	10.15	280,613.00	3,348.00	10,688.0	291.0	3.91	NO	NO	
Dec-14	0.190		178.20	54.32	215.20	65.59	11.28	283,961.00	3,616.00	10,979.0	318.0	2.79	NO	NO	
Jan-15								287,577.00		11,297.0					
Minimum	0.18	0.00	178.10	54.28	206.30	62.88	8.50		2795.00		252.0				
Maximum	0.191753	0.00	181.20	55.23	215.20	65.59	11.28		6503.00		585.0				
Average	0.186164	#DIV/0!	179.01	54.56	211.26	64.39	9.83		4307.50		386.3				
TOTAL									51690.00		4635.00				

Data logger Depth 68.38



Month	Static Level		Pumping Level	
	Depth to Water (m)	Water Level (m)	Depth to Water (m)	Water Level (m)
J	54.32	14.06	63.19	5.19
F	54.38	14.00	62.88	5.50
M	54.44	13.94	63.15	5.23
A	54.32	14.06	64.53	3.85
M	54.28	14.10	64.25	4.13
J	55.05	13.33	64.22	4.16
J	55.23	13.15	65.23	3.15
A	55.11	13.27	65.32	3.06
S	54.59	13.79	65.11	3.27
O	54.41	13.97	64.77	3.61
N	54.32	14.06	64.47	3.91
D	54.32	14.06	65.59	2.79