

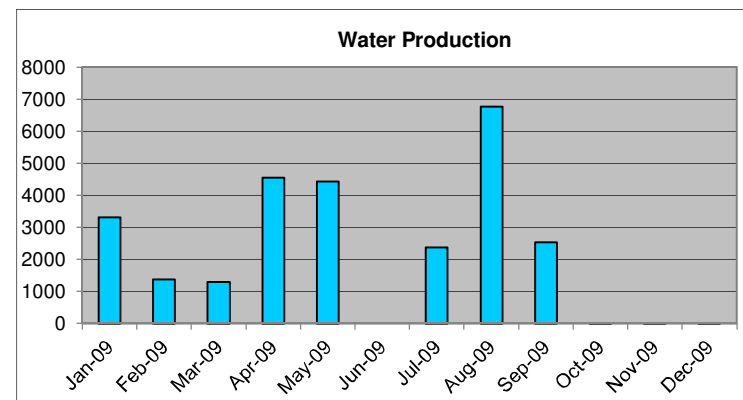
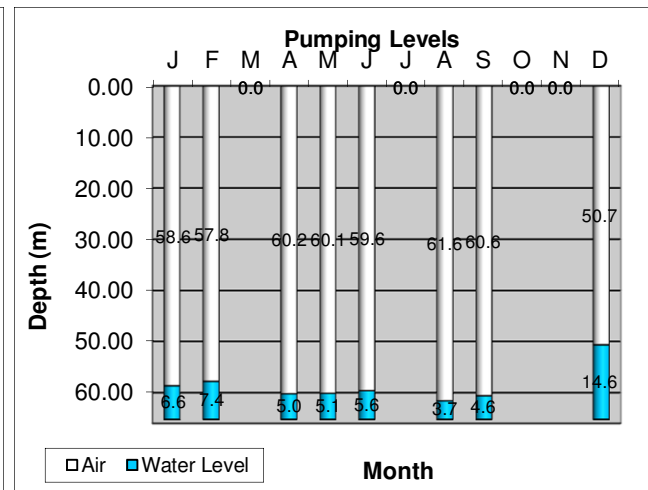
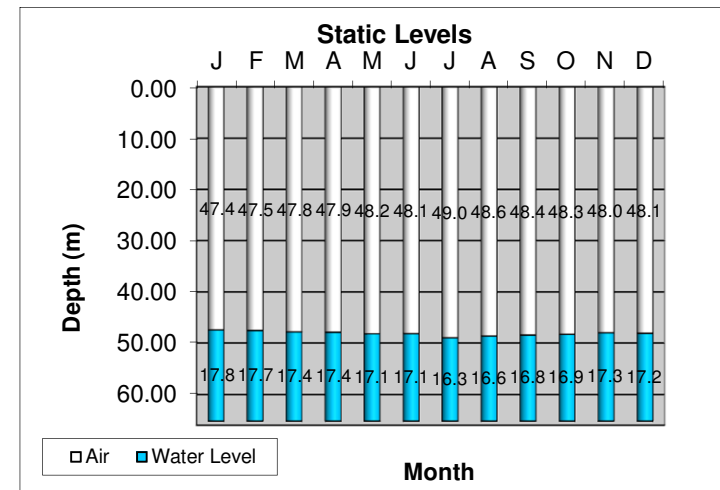


Fairwinds # 2 - Well Data - Depth 216 ft / 65.84 m

Water over pump

2009	Average Capacity (m ³ /min)	Discharge pressure (psi)	Static level (ft)	Static level (m)	Pumping level (ft)	Pumping Level (m)	Drawdown (m)	Meter reading (m ³)	Monthly Consumption (m ³)	Hour Meter	Total Hours	Level (m)	Level Low	Level Critical
Jan-09	0.283	94	155.6	47.43	192.4	58.64	11.22	615169	3309	44392.8	194.8	6.59	no	no
Feb-09	0.307	off	155.9	47.52	189.6	57.79	10.27	618478	1373	44587.6	74.5	7.44	no	no
Mar-09	0.309	off	156.8	47.79	off	#VALUE!	#VALUE!	619851	1291	44662.1	69.6	#VALUE!	#VALUE!	#VALUE!
Apr-09	0.307	95	157.0	47.85	197.5	60.20	12.34	621142	4554	44731.7	247.6	5.03	no	no
May-09	0.298	112	158.0	48.16	197.3	60.14	11.98	625696	4427	44979.3	247.2	5.09	no	no
Jun-09	#DIV/0!		157.9	48.13	195.6	59.62	11.49	630123	0	45226.5	0	5.61	no	no
Jul-09	0.277		160.6	48.95	off	#VALUE!	#VALUE!	630123	2382	45226.5	143.5	#VALUE!	#VALUE!	#VALUE!
Aug-09	0.280	105	159.5	48.62	202.0	61.57	12.95	632505	6774	45370	403.6	3.66	no	no
Sep-09	0.281	off	158.9	48.43	198.9	60.62	12.19	639279	2524	45773.6	149.5	4.61	no	no
Oct-09	0.250	off	158.4	48.28	off	#VALUE!	#VALUE!	641803	6	45923.1	0.4	#VALUE!	#VALUE!	#VALUE!
Nov-09	0.167	off	157.4	47.98	off	#VALUE!	#VALUE!	641809	1	45923.5	0.1	#VALUE!	#VALUE!	#VALUE!
Dec-09	#DIV/0!	off	157.7	48.07	166.2	50.66	2.59	641810	1	45923.6	0	14.57	no	no
Jan-10	n/a	n/a	n/a	n/a	n/a	n/a	n/a	641811	n/a	45923.6	n/a	Well Depth (m)		65.23
Minimum	#DIV/0!	94	155.6	47.43	166.20	#VALUE!	#VALUE!	615,169.00	0.00	44,392.80	0.00			
Maximum	#DIV/0!	112	160.6	48.95	202.00	#VALUE!	#VALUE!	641,811.00	6,774.00	45,923.60	403.60			
Average	0.276	102	157.8	48.10	192.44	#VALUE!	#VALUE!	630,738.38	2,220.17	45,280.30	127.57			
Total									26,642.00		1,530.80			
Average Low Season (Jan.-April & Nov.-Dec.)				47.77			#VALUE!	* Calibrated loader June/07 - Offset .928 meters						
Average High Season (May-September)				48.43			#VALUE!	* Note-Low levels for March due to pump testing.						

* #DIV/0! or #VALUE! = insufficient data to complete formula



	Static Level		Pumping Level	
	Depth to Water (m)	Water Level (m)	Depth to Water (m)	Water Level (m)
J	47.43	17.80	58.64	6.59
F	47.52	17.71	57.79	7.44
M	47.79	17.44	#VALUE!	#VALUE!
A	47.85	17.38	60.20	5.03
M	48.16	17.07	60.14	5.09
J	48.13	17.10	59.62	5.61
J	48.95	16.28	#VALUE!	#VALUE!
A	48.62	16.61	61.57	3.66
S	48.43	16.80	60.62	4.61
O	48.28	16.95	#VALUE!	#VALUE!
N	47.98	17.25	#VALUE!	#VALUE!
D	48.07	17.16	50.66	14.57