

2018

REGIONAL DISTRICT OF NANAIMO PROPERTY TAXES



**ELECTORAL AREA F
COOMBS/HILLIERS/ERRINGTON/
MEADOWOOD**

REGIONAL DISTRICT OF NANAIMO (RDN) PROPERTY TAXES

You have just received your 2018 property tax notice from the province. The province collects taxes for schools, roads, policing and regional district services. The RDN receives a lump sum payment from the province in August each year. This lump sum payment goes directly toward the RDN services provided in your area.

SERVICES

The Regional District of Nanaimo provides a broad range of services to its residents, with the exception of road maintenance and policing. The services provided by the RDN include the following examples:



REGIONAL

- Solid Waste Management
- Regional Parks
- Regional Growth Strategy
- 911 Services
- Liquid Waste Management Planning
- Drinking Water/Watershed Protection
- Search & Rescue Contribution Services
- Community Grants
- Administration

SUB-REGIONAL

- Transit
- Wastewater Treatment
- Community Planning
- Economic Development
- Recreation Centres
- Community Justice Contribution Services
- Bylaw Enforcement
- Building Inspection
- Emergency Planning

LOCAL

- Fire Protection
- Water and Sewer Utilities
- Community Parks
- Street Lights

The Nanaimo Regional Hospital District (NRHD) shares the same boundaries, directors and administrative staff as the Regional District of Nanaimo. The NRHD provides capital funding for:



- Nanaimo Regional General Hospital
- Dufferin Lodge
- Eagle Park Lodge
- Trillium Lodge
- Oceanside Health Centre



Capital funding is cost-shared with the province on a 60/40 basis with the NRHD's portion being 40 per cent. Island Health is responsible for delivering health care services on Vancouver Island. Island Health pools both Provincial and NRHD funding, along with other sources such as foundations, to maintain, improve and build health care facilities. The NRHD has adopted a 2018 budget of \$7.6 million resulting in a tax levy of approximately \$18.00 per \$100,000 of residential assessment. The 2018 budget includes \$3.2 million for capital equipment and minor projects, \$2.9 million for debt servicing on major capital projects and a \$1.5 million contribution into reserves to save for future projects such as a new patient tower at Nanaimo Regional General Hospital. Current capital projects planned include a new MRI, a boiler plant upgrade and an Intensive Care Unit redevelopment at the hospital.

INQUIRIES ON PROVINCIAL TAXATION AND YOUR PROVINCIAL TAX NOTICE:

Please contact Surveyor of Taxes
Toll-free: 1-888-355-2700
Or: 250-387-0555

The Property Taxes website has information on homeowner grants, the tax deferral program as well as other valuable tax information.

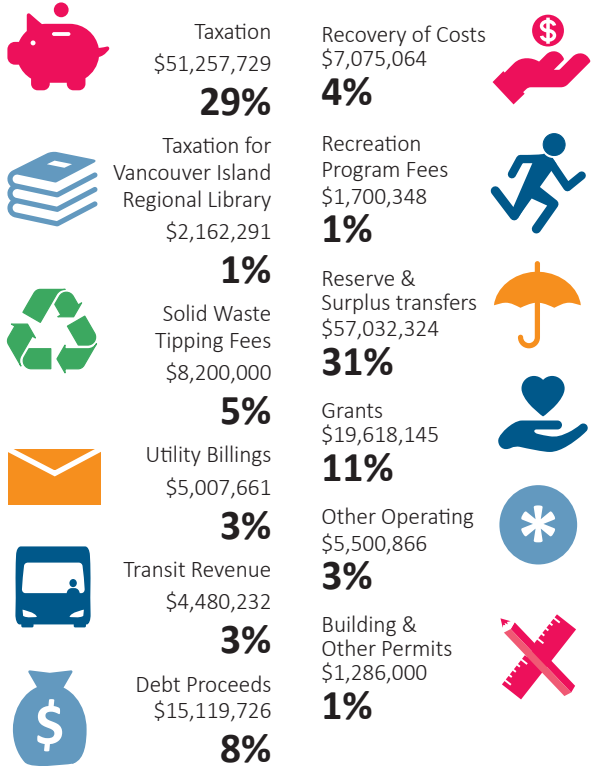
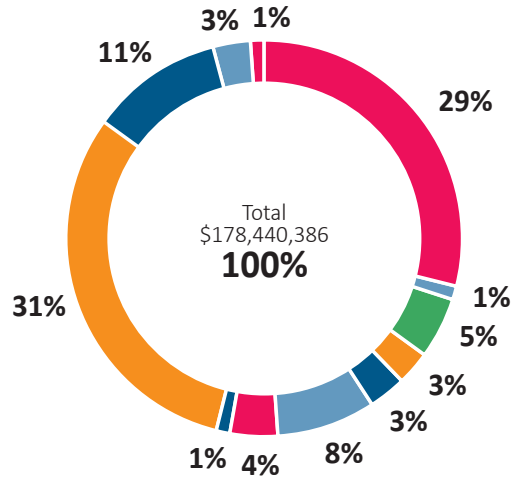
www.sbr.gov.bc.ca/rpt

Get Involved RDN!

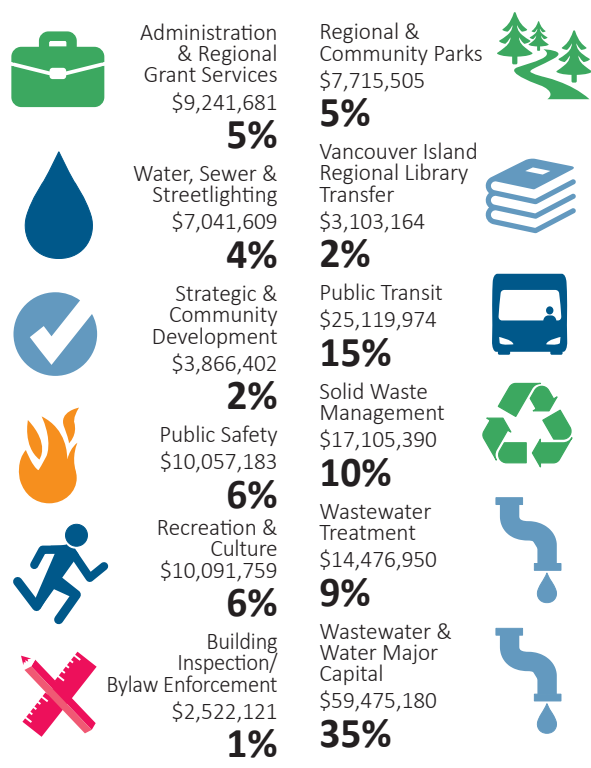
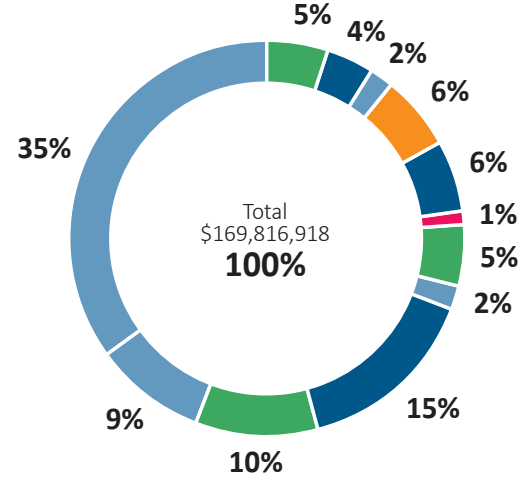
RDN services are included on your municipal or provincial tax notice. For more information on RDN services provided or to GET INVOLVED visit www.rdn.bc.ca/getinvolved or call RDN Finance toll-free: 1-877-607-4111 or 250-390-4111

THE RDN RECEIVES REVENUE FROM MULTIPLE SOURCES

WHERE DOES THE MONEY COME FROM?



WHERE DOES THE MONEY GO?



CAPITAL EXPENDITURES FOR 2018

THESE ARE THE RDN'S LARGEST INVESTMENTS IN THE COMING YEAR:

Wastewater Treatment Upgrades	\$49,475,043
Water Services	\$7,992,097
Solid Waste/Regional Landfill	\$2,522,932
Fire Departments	\$3,486,202
Transit	\$2,488,000
Parks & Recreation	\$4,539,541

THE RDN IS ALSO WORKING ON OTHER MAJOR PROJECTS THAT MAY IMPACT YOUR AREA. THESE INCLUDE:

- 2018 Local Government Elections
- Transit Service Expansion- 5000 hours
- Wildfire Interface Fuel Inventory Plans
- Fire Services Delivery Model Review
- Oceanside Area Recreation Master Plan Implementation
- Zoning Bylaw 500 Modernization
- Electoral Area OCP Development Permit and Temporary Use Permit Review
- Sea Level Rise Planning & Flood Plain Mapping
- RDN Online Map User Interface Renewal
- Long-term Biosolids Site License Management Plan
- Approval and Implementation of the Solid Waste Management Plan

2018 2017

Area F contribution to RDN General Services property taxes total	\$2,120,766	\$2,056,852
Estimated RDN General Services tax rate per \$100,000 of assessment	\$120.00	\$138.20
Average residential dwelling assessment value*	\$383,737	\$321,334
Average Area F General Services property tax amount**	\$487.29	\$473.24
Change from prior year	3.0%	

HOW THE FUNDS ARE SPENT IN YOUR AREA

ADMINISTRATION & REGIONAL GRANT SERVICES		7%
COMMUNITY & REGIONAL DEVELOPMENT		15%
SOLID WASTE MANAGEMENT		2%
COMMUNITY & REGIONAL PARKS		13%
COMMUNITY & REGIONAL RECREATION & CULTURE		38%
PUBLIC SAFETY & EMERGENCY SERVICES		8%
VANCOUVER ISLAND REGIONAL LIBRARY		17%

NOTES: You may also have specific local taxes included on your tax notice for services such as your fire department. Local services taxes are applied on an assessment basis only to properties in the specific area.
 * Average residential values are based on BC Assessment 2018 Completed Roll Values and may vary as a result of revisions to the roll.
 **Includes Parcel Taxes of \$26.81 (2017: \$29.16) which are levied at the same amount for each property in the specified service area.

